

1-1-2004

Effect of Different Operating Parameters on Seed Holding in the Single Seed Metering Unit of a Pneumatic Planter

ZELİHA BERKET BARUT

AZİZ ÖZMERZİ

Follow this and additional works at: <https://journals.tubitak.gov.tr/agriculture>



Part of the [Agriculture Commons](#), and the [Forest Sciences Commons](#)

Recommended Citation

BARUT, ZELİHA BERKET and ÖZMERZİ, AZİZ (2004) "Effect of Different Operating Parameters on Seed Holding in the Single Seed Metering Unit of a Pneumatic Planter," *Turkish Journal of Agriculture and Forestry*. Vol. 28: No. 6, Article 8. Available at: <https://journals.tubitak.gov.tr/agriculture/vol28/iss6/8>

This Article is brought to you for free and open access by TÜBİTAK Academic Journals. It has been accepted for inclusion in Turkish Journal of Agriculture and Forestry by an authorized editor of TÜBİTAK Academic Journals. For more information, please contact academic.publications@tubitak.gov.tr.

Effect of Different Operating Parameters on Seed Holding in the Single Seed Metering Unit of a Pneumatic Planter

Zeliha Bereket BARUT*

Department of Agricultural Machinery, Faculty of Agriculture, University of Çukurova, 01330, Balcalı, Adana - TURKEY

Aziz ÖZMERZİ

Department of Agricultural Machinery, Faculty of Agriculture, 07070, University of Akdeniz, Antalya - TURKEY

Received: 31.07.2003

Abstract: This research was performed to determine the effect of different operating parameters on seed holding in a single seed metering unit. The metering unit was a vertical seed plate with a vacuum, used in seeding maize (*Zea mays* L.). An electronic counter in the metering unit was used to determine the holes without seed on the plate holes. The shapes of the holes, peripheral velocities, vacuum pressure, hole area on the seed plate and thousand grain weight of seed (TGW) were chosen as the operating parameters. A Factorial Completely Randomized Design was used for analysis of variance, Duncan's multiple range test and mean comparison. The data were analyzed using the MSTAT-C statistics program. At the end of the research, it was found that the hole's shape, peripheral velocity, vacuum pressure, the hole area and thousand grain weight of seed had an effect on the seed holding ratio (SHR) at a significance level of 1% ($P < 0.01$). The most suitable shape of the holes in the seed plate was oblong for maize seeds. The seed holding ratio decreased when the peripheral velocity of the seed plate increased, whereas the seed holding ratio increased parallel to the increase in vacuum pressure. An increase in the thousand grain weight of seed necessitated a larger hole area for holding seeds on the plate holes.

Key Words: Single seed planter, seed holding ratio, vacuum pressure, grain weight, hole area, hole shape

Pnömatik Tek Tohum Ekim Makinalarında Farklı Çalışma Değişkenlerinin Tohum Tutumuna Etkisi

Özet: Bu çalışma; hava akımlı, delikli düşey plakalı ekici üniteye sahip bir tek dane ekim makinasının mısır tohumlarının ekiminde kullanılması durumunda, farklı çalışma değişkenlerinin makinanın ekim başarısı üzerine etkisini saptamak amacıyla yapılmıştır. Tohum plakası delik şekli, tohum plakası çevre hızı, vakum basıncı, tohum plakası delik büyüklüğü ve tohumun bin dane ağırlığının, delikli düşey plakadaki tohum tutumuna olan etkisini ortaya koymak amacıyla elektronik bir tohum sayıcıdan yararlanılmıştır. Araştırma sonunda, tohum plakası delik şekli, tohum plakası çevre hızı, vakum basıncı, plaka delik büyüklüğü ve bin dane ağırlığının, plaka deliklerinde tohum yakalanma oranını %1 ($P < 0.01$) önem seviyesinde istatistiksel olarak etkilediği ortaya konmuştur. Çalışmada, mısır tohumlarının plaka deliklerinde yakalanması için en uygun tohum plakası delik şeklinin oblong olduğu belirlenmiştir. Çalışma basıncı ve tohum plakası çevre hızı, tohum yakalanma oranını birbirine göre ters orantılı olarak etkilemiştir. Bu bağlamda, tohum plakası çevre hızı arttıkça tohum yakalanma oranı azalmıştır. Diğer taraftan çalışma basıncı arttıkça tohum yakalanma oranının da bu artışa paralel olarak arttığı ortaya konmuştur. Ayrıca tohumun bin dane ağırlığı arttıkça tohumların plaka deliklerine tutunması için daha büyük delik alanlarına gereksinim olduğu saptanmıştır.

Anahtar Sözcükler: Tek tohum ekim makinası, tohum yakalanma oranı, vakum basıncı, tohum ağırlığı, delik alanı, delik şekli

Introduction

In crop production, the main condition for high productivity depends on seeds being in the optimum living area. In other words, it is necessary for seeds to be placed at equal intervals within rows. With uniform spacing, the roots can grow to a uniform size (Steffen et al., 1999; Panning et al., 2000). For example, Lan et al. (1999)

determined that uniform seed spaces are important for crops such as sugar beet, because seed spacing uniformity is a significant factor affecting production costs and yield.

Although there are many planters having different seed metering units, the application of pneumatic single seed planters has rapidly increased due to the fact that their seeding performance is better than that of the

* Correspondence to: zbarut@cu.edu.tr

others. In additions, the devices of mechanical seed metering used in conventional drills are not capable of operating at high travel speed (Kumar, 2000). Thus, for high productivity, the metering unit of a pneumatic single seed planter should be accurate enough to plant seeds to the required seed distance on a row. This accuracy is expressed as the quality of the planters. Some studies reported that the parameters of planters were the following: seed cultivar, travel speed, peripheral velocity and the shape of the holes in the seed plate, vacuum pressure, coulter type, and covering unit. All these parameters had a large effect on the accuracy of longitudinal seed distribution (Önal, 1975; Aichinger, 1989; Klüver, 1991). Additionally, Schrödl (1987) reported that a higher vacuum pressure should be provided to suck maize seed on the plate holes as thousand grain weight increases. However, in his study, vacuum pressure and thousand grain weight did not have a statistically significant effect on seed spacing uniformity. For the accurate distribution of seeds, holding the seeds on the plate holes one by one without an interval is necessary. Barut and Özmerzi (1997) stated that seed cultivar, vacuum pressure, peripheral velocity and the shape of the holes in the seed plate affect the holding of seeds on plate holes.

The aim of this study was to analyze the effects of hole shape, peripheral velocity and hole area of the seed plate, vacuum pressure, and thousand grain weight on the seeding quality of a pneumatic single seed planter with a vertical seed plate for 3 maize varieties.

Materials and Methods

This research was carried out in a planter test unit designed at the Agricultural Machinery Workshop of the Agricultural Faculty of Akdeniz University. The test unit included a single seed planting unit with a vacuum and hole plate, a fan, an electronic counter, a tractor and an electric engine for the power source. The single seed planting unit was a row of general purpose planters designed for row crops such as maize, cotton and soybean (Figure 1). This unit consisted of a metering device, a seed hopper, a seed plate and an opener. The seed plate was driven by an electric engine. The vacuum pressure in the vacuum cell was obtained from a fan, which was driven by tractor power take-off shaft. In the study, an electronic counter was used to determine the

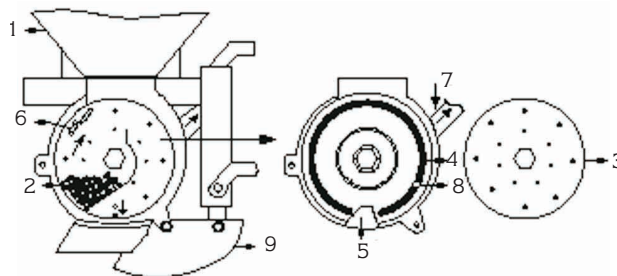


Figure 1. The single seed metering unit of the pneumatic planter: 1, seed hopper; 2, seed; 3, seed plate; 4, air suction canal; 5, air cut; 6, separator; 7, vacuum tube to fan; 8, infrared receiver of electronic counter; 9, furrow opener.

number of holding seeds on the plate holes. The sensor of the electronic counter consisted of an infrared receiver and a transmitter fixed to see the holes of the seed plate in the metering unit. The counter was designed to count the holes without seed on the plate. The seed distance was not directly measured during the experiments. A U manometer was used to measure and adjust the vacuum pressure.

In the research, the seed holding ratio was calculated for 3 varieties of maize, namely M1, M2 and M3. M1 was a small-round variety called Sapeksa G277. M2 and M3 were large-flat and middle-round varieties called Dracma G4662. The characteristics related to the trial seeds are given in Table 1. In the study, 4 peripheral velocities of seed plate ($0.16, 0.24, 0.32$ and 0.40 m s^{-1}), 4 hole shapes of seed plate (square, triangle, oblong and round), 4 vacuum pressures ($1.0, 2.0, 3.0$ and 4.0 kPa for a metering unit), 3 hole areas ($9.62, 15.90$ and 23.76 mm^2) and 3 maize seeds with different thousand grain weights ($268.53, 364.86$ and $372.51 \text{ g } 1000^{-1}$ seeds) were chosen as the operating parameters. The seed distance on a row was selected as 20 cm for maize.

Since seeds held on holes of the seed plate caused a pressure change, the vacuum pressure was adjusted while the holes of the seed plate were empty during the experiment. Seed plates with circular, square, equilateral triangular and oblong holes were used in the metering devices.


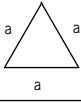

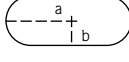
Based on area of circular holes of 3.5 (9.62 mm^2 ; A1), 4.5 (15.90 mm^2 ; A2) and 5.5 (23.76 mm^2 ; A3) mm, square, equilateral triangular and oblong hole dimensions were determined. All the holes in the plates

Table 1. Characteristics of the seeds used in the study.

| Maize Varieties | Dimensions (mm) | | | SR (%) | TGW (g 1000 ⁻¹ seeds) |
|-------------------|-----------------|------|------|--------|----------------------------------|
| | a | b | c | | |
| Sapeksa G277 (M1) | 7.25 | 4.56 | 5.93 | 77.99 | 268.53 |
| Dracma G4662 (M2) | 11.99 | 8.78 | 4.74 | 66.15 | 364.86 |
| Dracma G4662 (M3) | 9.96 | 8.25 | 6.82 | 82.76 | 372.51 |

SR, TGW, a, b and c are spherity ratio, thousand grain weight, length, width and thickness of the seeds, respectively.

Table 2. The dimensions of the holes in the seed plates used in the study.

| Holes | Dimensions (mm) | | | | Hole Shape |
|-------------------|-----------------|----------|----------|----------|---|
| | Symbol | A1 | A2 | A3 | |
| Circular | d | 3.5 | 4.5 | 5.5 |  |
| Equil. Triangular | a | 4.7 | 6.1 | 7.4 |  |
| Square | a | 3.1 | 4.0 | 4.9 |  |
| Oblong | a; b | 2.0; 1.4 | 2.5; 1.9 | 3.0; 2.4 |  |

Hole areas of the seed plates are 9.62 mm², 15.90 mm² and 23.76 mm² for A1, A2 and A3, respectively.

were perforated by a laser cutter with computer support, taking the pattern from hole diameters of 3.5, 4.5 and 5.5 mm for maize. The oblong holes were placed in a circular position along their long axis (a) on the seed plate as shown in Table 2. The top points of the triangular holes are facing inward to the center of the seed plate. Based on hole area, the theoretical holding force of seeds on plate holes was calculated by Klüver (1991):

$$F = P \times A \dots\dots\dots(1)$$

where *F* is theoretical holding force, *P* is vacuum pressure and *A* is hole area. As to the equation, at constant holding force, a drop in pressure causes hole area to increase. After every 15 cycles of the 18-holed seed plate (total

270 holes), the holes without seed were counted and the seed holding ratio was calculated using the following equation:

$$SHR = ((270 - EHN) / 270) \times 100 \dots\dots\dots(2)$$

where *SHR* is the seed holding ratio (%) and *EHN* is the empty hole number. In the study, the chi-square distribution was used to determine the lowest acceptable holding ratio. The acceptable holding ratio indicates the percentage of single seed drops. Chi-square values were calculated with the assistance of the full hole number determined in every 15 cycles of the experiments using Equation 3 (Düzgüneş, 1993).

$$X^2 = \Sigma(f-f')^2/f' \dots\dots\dots(3)$$

where X^2 is the chi-square value, f is the observed full hole number and f' is the expected full hole number (270). According to the equation, the low limit value of the acceptable holding ratio at 5% significance was 91.625%. The ratio over 91.625% was designated as an acceptable holding ratio for determining the seeding quality of a planter with different operating parameters. Percentage values were transformed on arcsine transformation for a true evaluation due to the calculated seed holding (SHR) ratio values dispersed with wide intervals using Equation 4 (Bek and Efe, 1988).

$$y' = \text{Arcsine} (SHR/100)^{1/2} \dots\dots\dots (4)$$

A 4-factor completely randomized design factorial variance analysis technique was used to examine the effects of the hole shape and peripheral velocity of the seed plate, the vacuum pressure, the hole size of the plate and thousand grain weight on the seed holding ratio using arcsine transformation values. In addition, 1 way and 4 ways interactions were analyzed and the significance levels of the results were statistically determined using Duncan's multiple range test. In appraising the data, the MSTAT-C statistics program was used.

Results and Discussion

The Effect of Shape of the Holes in Seed Plate on the Seed Holding Ratio

According to the results of the variance analysis for all maize varieties, hole shape affected the seed holding ratio at 1% ($P < 0.01$) significance. In addition, as a result of

Table 3. The effect of hole shape on seed holding ratio for M1, M2 and M3 maizes.

| Hole Shape | Seed Holding Ratio (%) | | | |
|------------|------------------------|----------|----------|----------|
| | M1 | M2 | M3 | x^{-1} |
| Circular | 58.062 | 51.858 | 44.097 | 51.339 b |
| Square | 56.850 | 49.599 | 41.698 | 49.382 c |
| Triangular | 55.549 | 50.145 | 41.241 | 48.978 c |
| Oblong | 64.454 | 56.130 | 49.735 | 56.773 a |
| x^2 | 58.729 a | 51.933 b | 44.192 c | |

Differences at 1% level.

Duncan's test (x^{-1}), the differences between the holding ratios of hole shapes were statistically significant for the 3 maize varieties (Table 3).

The highest seed holding ratio was achieved on the seed plate with oblong holes for all maize varieties (M1 of 64.45%; M2 of 56.13% and M3 of 49.74%), and the plates with circular holes followed this. The lowest seed holding ratio was obtained from the experiments using the plates with triangular and square holes.

The Effect of the Peripheral Velocity of the Seed Plate on the Seed Holding Ratio

For each maize variety, it was determined that the peripheral velocity of the seed plate was affected by the seed holding ratio at 1% ($P < 0.01$) significance and there were statistical differences between the holding ratio means of the seeds (Table 4).

An increase in the peripheral velocity of the seed plate caused seed holding ratios to drop. In other words, when the peripheral velocity of the seed plate increased, the empty hole number on the seed plate also increased. The highest seed holding ratio was achieved in M1 (71.76%) at the plate velocity of 0.16 ms^{-1} , whereas the lowest seed holding ratio was obtained in M3 maize (29.75%) at the velocity of 0.40 ms^{-1} .

As can be seen from Table 4, the seed holding ratio decreased with an increase in the plate velocity for each maize variety. Based on thousand grain weight, there were important differences between the seed holding ratio means of maize varieties (at x^2 column). When the velocity was increased from 0.16 ms^{-1} to 0.40 ms^{-1} , the seed holding ratio of M1, M2 and M3 maize seeds

Table 4. The effect of peripheral velocity of seed plate on seed holding ratio for M1, M2 and M3 maizes.

| Velocity (ms^{-1}) | Seed Holding Ratio (%) | | | |
|------------------------|------------------------|----------|----------|----------|
| | M1 | M2 | M3 | x^{-1} |
| 0.16 | 71.758 | 63.056 | 58.519 | 64.444 a |
| 0.24 | 63.715 | 56.093 | 49.301 | 56.370 b |
| 0.32 | 55.265 | 48.034 | 39.205 | 47.501 c |
| 0.40 | 44.177 | 40.549 | 29.745 | 38.157 d |
| x^2 | 58.729 a | 51.933 b | 44.193 c | |

Differences at 1% level.

dropped 38.44%, 35.69% and 49.17%, respectively, according to the seed holding ratio in the velocity of 0.16 ms⁻¹. The worst seed holding ratio was obtained with M3 because of its extra thousand grain weight. The changing of the plate velocity affected the seed holding ratio of M3 maize more than the other 2 maize varieties.

The Effect of Vacuum Pressure on the Seed Holding Ratio

It was found that the vacuum pressure (1.0, 2.0, 3.0 and 4.0 kPa) affected the holding ratio at 1% (P < 0.01) significance. The differences between the holding ratio means of the vacuum pressure levels (x⁻¹) were significant according to the results of Duncan's test (Table 5). The pressure affected the seed holding ratio in direct proportion and while the vacuum pressure was increasing the value of the holding ratio also increased. As shown in Table 5, the highest seed holding ratio was with M1 (86.08%) at 4.0 kPa vacuum, whereas the lowest the seed holding ratio was with M3 (6.15%) at 1.0 kPa pressure.

When the seed holding ratio was 16.04%, 11.07% and 6.15% for M1, M2 and M3 maize varieties at 1.0 kPa vacuum pressure, the seed holding ratio reached 86.08%, 79.77% and 74.56%, respectively, in a vacuum pressure of 4.0 kPa. The changing vacuum pressure had a greater effect on the holding of M3 maize seed on the plate hole than on the other 2 maize varieties.

The Effect of the Hole Size of Seed Plate on the Seed Holding Ratio

According to the statistical test results, the size of the seed plate holes had a significant effect on the seed

holding ratio at the 1% level. The seed holding ratio increased with an increase in the hole size. The change of the size of the plate hole affected the seed holding ratio of M3 maize more than that of M1 and M2 maize. As the hole area decreased, holding heavy seeds on the plate hole became difficult. The results of Duncan's test indicated that there was a significant difference between seed holding ratio means of hole areas (Table 6).

The lowest seed holding ratio was in M3 (19.71%) with a hole area of 9.62 mm². The highest seed holding ratio was in M1 (76.01%) with a hole area of 23.76 mm². The bigger hole size improved the seed holding ratio.

The Effect of Pressure, Velocity, Hole Shape and Hole Size on the Seed Holding Ratio

The results of the variance analysis indicated that 4 parameter interactions (shape of the holes in the seed plate x the negative working pressure x the peripheral velocity of the seed plate x the size of the plate holes) also affected the seed holding ratio at 1% (P < 0.01) significance. By using multiple regression analysis, the relationship between operating parameters and seed holding ratio was computed for each maize variety as follows:

$$SHR_{M1} = -20.868 + 23.033P - 9.119V + 1.788HS + 20.171HA \quad R^2 = 0.837 \dots\dots\dots(5)$$

$$SHR_{M2} = -29.61 + 22.944P - 7.55V + 1.336HS + 19.870HA \quad R^2 = 0.868 \dots\dots\dots(6)$$

$$SHR_{M3} = -38.776 + 22.967P - 9.641V + 1.646HS + 22.770HA \quad R^2 = 0.865 \dots\dots\dots(7)$$

Table 5. The effect of vacuum pressure on seed holding ratio for M1, M2 and M3 maizes.

| Vacuum (kPa) | Seed Holding Ratio (%) | | | |
|-----------------|------------------------|----------|----------|-----------------|
| | M1 | M2 | M3 | x ⁻¹ |
| 1.0 | 16.043 | 11.066 | 6.147 | 11.085 d |
| 2.0 | 56.287 | 46.789 | 35.819 | 46.298 c |
| 3.0 | 76.502 | 70.103 | 60.241 | 68.949 b |
| 4.0 | 86.729 a | 79.773 | 74.563 | 80.140 a |
| x ⁻² | 58.729 a | 51.933 b | 44.193 c | |

Differences at 1% level.

Table 6. The effect of the hole area size on seed holding ratio for M1, M2 and M3 maize.

| Hole Area (mm ²) | Seed Holding Ratio (%) | | | |
|------------------------------|------------------------|-------|-------|-----------------|
| | M1 | M2 | M3 | x ⁻¹ |
| 9.62 | 35.66 | 29.39 | 19.71 | 28.25 c |
| 15.90 | 64.52 | 57.28 | 47.62 | 56.47 b |
| 23.76 | 76.01 | 69.13 | 65.25 | 70.13 a |

Differences at 1% level.

where *SHR* is seed holding ratio (%), *P* is vacuum pressure (kPa), *V* is peripheral velocity of the seed plate (1:0.16 ms⁻¹, 2:0.24 ms⁻¹, 3:0.32 ms⁻¹, 4:0.40 ms⁻¹), *HS* is the hole shape on the seed plate (1: Triangular, 2: Square, 3: Circular and 4: Oblong) and *HA* is hole size (1: 9.62 mm², 2: 15.90 mm² and 3: 23.70 mm²). In the equations, the *SHR* is calculated using 1, 2, 3 or 4 instead of real values of velocity of seed plate, hole size and hole shape.

The seed holding ratio decreased as the velocity of the seed plate increased at constant pressure and hole size in the same hole shape for all maize seeds. In contrast to this, at constant peripheral velocity and hole size, a rise in the seed holding ratio was observed with an increase in vacuum pressure. Using the above equations, when the combinations of the 4-way interaction (hole shape x pressure x velocity x hole size) were tested, the most efficient (highest) seed holding ratios for the 3 varieties of maize were over 98% at 4.0 kPa vacuum, 0.16 ms⁻¹ velocity and 23.76 mm² hole size in the study performed with an oblong holed plate. The lowest seed holding ratios for the 3 maize seeds were obtained at a peripheral velocity of 0.40 ms⁻¹, vacuum pressure of 1.0 kPa and hole size of 9.62 mm² for all hole shapes.

Conclusion

In this study it was found that the most appropriate hole shape was oblong for planting maize seeds. Circular holes were also successful compared to the other hole shapes at seed holding. Similarly, Weller (1958) reported that circular hole shapes gave the best uniformity of seed distribution for lots of seeds (Klüver, 1991). With circular holes, the highest holding ratio was obtained at 3.0-4.0 kPa pressures, whereas vacuum pressures of 1.0

and 2.0 kPa were insufficient for seed holding. The lowest seed holding ratio was in the plates with square and triangular hole shapes. This finding was consistent with the results reported by Acar and Alizadeh (2002). These researchers found that the lowest pick up heights of sunflower seeds from a seed cell occurred at square hole shapes and the circular, oblong and triangular hole shapes followed the square ones.

When the holding ratio was evaluated in terms of the peripheral velocity of the seed plate, the highest holding ratio was obtained at the lowest peripheral velocity (0.16 ms⁻¹). By increasing the velocity of the seed plate, seed holding ratio dropped. However, increased hole size and vacuum pressure yielded a better seed holding ratio at a higher velocity. As the vacuum pressures were 3.0 and 4.0 kPa, the acceptable holding ratio (91.62%) was reached at seed plate velocities of 0.16, 0.24 and 0.32 ms⁻¹. An acceptable holding ratio (91.62%) was reached at a vacuum pressure of 4.0 kPa and hole size of 23.76 mm² for all hole shapes and plate velocities. Similar results have been reported: an increase in velocity or a decrease in vacuum causes a deterioration in the uniformity of seed spacing in a row (Önal, 1975; Schrottmaier, 1976; Önal, 1987; Aichinger, 1989; Klüver, 1991; Barut and Özmerzi, 1997, Kumar, 2000). As to equation 1, an increase in hole area yielded a lower vacuum pressure at a constant holding force. Thus, a higher vacuum pressure was required for holding of a seed when a small hole instead of a big hole was used. For this reason, it is essential that a hole size according to seed size and weight should be used (Schrödl, 1977; Zehetner and Hammerschmid, 1984). Nevertheless, it is required that this laboratory study should be performed under field conditions as well.

References

- Acar, A.İ. and H.H.A. Alizadeh. 2002. Pnömatik hassas ekim makinalarında ayçiçeği tohumlarının tutulmasına delik şeklinin etkisinin belirlenmesi. *Tarım Bilimleri Dergisi*, 8: 36-44.
- Aichinger, R. 1989. Vergleichsuntersuchung von Pneumatischen Einzelkornsammaschinen mit Mais, Pferdebohnen, Puffbohnen und Sonnenblumen. *Forschungsberichte der Bundesanstalt für Landtechnik, Wiesenburg, Heft 21*.
- Barut, Z.B. and A. Özmerzi. 1997. Hava akımlı hassas ekim makinalarında tohum plakası delik şeklinin ekim düzgünlüğüne etkisi. *Tarımsal Mekanizasyon 17. Ulusal Kongresi Bildiri Kitabı*. 17-19 Eylül, Tokat, pp. 474-484.
- Bek, Y. and E. Efe. 1988. *Araştırma ve Deneme Metodları-1*, Ç.Ü. Ziraat Fakültesi Ders Kitabı, No:1, Adana.
- Düzgüneş, O., T. Kesici and F. Gürbüz. 1993. *İstatistik Metodları*. A.Ü. Ziraat Fakültesi Yayınları, No:1291, Ders Kitabı: 369, Ankara.

- Klüver, B. 1991. Ablagegenauigkeit von Einzelkornsamaschinen für Körnerleguminosen. Forschungsbericht Agrartechnik des Arbeitskreises Forschung und Lehre der Max-Eyth- Gesellschaft (MEG), Nr. 215, Kiel.
- Kumar, V.J.F. and C.D. Durairaj. 2000. Influence of head geometry on the distributive performance of air-assisted seed drills, J. Agric. Eng. Res., 75: 81-95.
- Lan, Y., M.F. Kocher and J.A. Smith. 1999. Opto-electronic sensor system for laboratory measurement of planter seed spacing with small seeds, J. Agric. Eng. Res., 72: 119-127.
- Önal, İ. 1975. Bir pnömatik hassas ekim makinası ile mısır tohumunun ekim olanakları üzerinde bir araştırma. TÜBİTAK V. Bilim Kongresi TOAG Tebliği, 29 Eylül-2 Ekim, İzmir, pp. 253-273.
- Önal, İ. 1987. Ekim Dikim Gübreleme Makinaları. E.Ü. Ziraat Fakültesi Yayınları, No:490. Bornova, İzmir.
- Panning, J.W., M.F. Kocher, J.A. Smith and S.D. Kachman. 2000. Laboratory and field testing of seed spacing uniformity for sugarbeet planters. Applied Engineering in Agriculture, ASAE, 16: 7-13.
- Schrottmaier, J. 1976. Elektronisches Messverfahren zur Bestimmung der Körnerverteilung von Saemaschinen. Forschungsberichte der Bundesversuchs und Prüfungsanstalt für landwirtschaftliche Maschinen und Geräte, Wieselburg, Heft 4.
- Scrödl, J. 1977. Einzelkornsamaschinen DLG-Prüfberichte-Sammelband. DLG, Zimmeweg 16, Frankfurt/Main.
- Schrödl, J. 1987. Einzelkornsamaschinen Konksskilde Preci-Sem Modell 06-40RH zur Maisaussaat mit Reihendüngerstreuer und Modell 06-30-RR zur Ackerbohnen und Sonnenblumenaussaat. DLG Prüfbericht, Nr.3946. DLG-Prüfungsabteilung, Frankfurt a Main.
- Steffen, R., R. Wolff, R. Iltis, M. Albers and D.S. Becker. 1999. Effect of two seed treatment coatings on corn planter seeding rate and monitor accuracy. Applied Engineering in Agriculture, ASAE, 15: 605-608.
- Zehetner, H. and B. Hammerschmid. 1984. Welche Factoren Beeinflussen die Ablagegenauigkeit von Einzelkornsamaschinen bei Maissaat. Practische Landtechnik 4, pp.128-130.