

1-1-2012

A one-pot efficient four-component reaction for the synthesis of 2-(arylamino)-2-(5-aryl-1-ethenyl-1,3,4-oxadiazol-2-yl)propyl benzoate (or 4-bromobenzoate) derivatives

MOHSEN VALIZADEH HOLAGH

ABEL MOHAMMADALI OGLU MAHARRAMOV

MIRZA ALIAKBAR OGLU ALLAHVERDIYEV

ALI RAMAZANI

YAVAR AHMADI

See next page for additional authors

Follow this and additional works at: <https://journals.tubitak.gov.tr/chem>

 Part of the [Chemistry Commons](#)

Recommended Citation

HOLAGH, MOHSEN VALIZADEH; MAHARRAMOV, ABEL MOHAMMADALI OGLU; ALLAHVERDIYEV, MIRZA ALIAKBAR OGLU; RAMAZANI, ALI; AHMADI, YAVAR; NASRABADI, FATEMEH ZEINALI; and SOULDOZI, ALI (2012) "A one-pot efficient four-component reaction for the synthesis of 2-(arylamino)-2-(5-aryl-1-ethenyl-1,3,4-oxadiazol-2-yl)propyl benzoate (or 4-bromobenzoate) derivatives," *Turkish Journal of Chemistry*. Vol. 36: No. 5, Article 3. <https://doi.org/10.3906/kim-1111-45>
Available at: <https://journals.tubitak.gov.tr/chem/vol36/iss5/3>

This Article is brought to you for free and open access by TÜBİTAK Academic Journals. It has been accepted for inclusion in Turkish Journal of Chemistry by an authorized editor of TÜBİTAK Academic Journals. For more information, please contact academic.publications@tubitak.gov.tr.

**A one-pot efficient four-component reaction for the synthesis of
2-(arylamino)-2-(5-aryl-1-ethenyl-1,3,4-oxadiazol-2-yl)propyl benzoate (or
4-bromobenzoate) derivatives**

Authors

MOHSEN VALIZADEH HOLAGH, ABEL MOHAMMADALI OGLU MAHARRAMOV, MIRZA ALIAKBAR OGLU
ALLAHVERDIYEV, ALI RAMAZANI, YAVAR AHMADI, FATEMEH ZEINALI NASRABADI, and ALI SOULDOZI

A one-pot efficient four-component reaction for the synthesis of 2-(arylamino)-2-(5-aryl-1-ethenyl-1,3,4-oxadiazol-2-yl)propyl benzoate (or 4-bromobenzoate) derivatives

Mohsen VALIZADEH HOLAGH¹, Abel Mohammadalioglu MAHARRAMOV¹,
Mirza Aliakbaroglu ALLAHVERDIYEV¹, Ali RAMAZANI^{2,*}, Yavar AHMADI³,
Fatemeh ZEINALI NASRABADI², Ali SOULDOZI⁴

¹Chemistry Department, Baku State University, P O Box AZ 1148, Baku-AZERBAIJAN REPUBLIC

²Department of Chemistry, University of Zanjan, P O Box 45195-313, Zanjan-IRAN
e-mail: aliramazani@gmail.com

³Young Researchers Club, Zanjan Branch, Islamic Azad University, Zanjan-IRAN

⁴Department of Chemistry, Urmia Branch, Islamic Azad University, P O Box 969, Urmia-IRAN

Received: 26.11.2011

Reactions of *N*-isocyaniminotriphenylphosphorane with 2-oxopropyl benzoate (or 2-oxopropyl 4-bromobenzoate) in the presence of 3-phenyl-2-propynoic acid and primary amines proceeded smoothly at room temperature and in neutral conditions to afford sterically congested 1,3,4-oxadiazole derivatives in high yields. The reaction proceeded smoothly and cleanly under mild conditions and no side reactions were observed.

Key Words: 2-Oxopropyl benzoate, 2-oxopropyl 4-bromobenzoate, 3-phenyl-2-propynoic acid, 1,3,4-oxadiazole, *N*-isocyaniminotriphenylphosphorane

Introduction

A multicomponent reaction (MCR) is a chemical reaction in which 3 or more compounds react to form a single product. By definition, MCRs are those reactions whereby more than 2 reactants combine in a sequential manner to give highly selective products that retain the majority of the atoms of the starting material. The development

*Corresponding author

of novel MCRs is receiving growing interest from industrial chemistry research groups and represents a challenge for organic chemists.^{1,2} The drive toward the ideal synthesis embracing step count, ideally just one, and yield, ideally 100%, has been pursued aggressively since scientists began to construct molecules. Of course, there are many other factors that affect these 2 aspects of synthesis, including cost; starting material availability; safety; environmental concerns; and overall ease of the process, including work up and purification.³ The nature of the synthesis project also plays a role. Complex molecule total synthesis is often driven by step count while showcasing innovative chemistry. Traditional structure-activity relationship evaluations in medicinal chemistry typically involve the preparation of an advanced intermediate that can be analogued readily to introduce the molecular diversity necessary to prepare a collection, or library, of structurally related compounds. One strategy that potentially meets the goals of total synthesis and library production is multicomponent reaction (MCR) chemistry, in which 3 or more starting materials are brought together in a highly convergent approach to rapidly build up molecular structure and complexity.⁴

1,3,4-Oxadiazoles have attracted interest in medicinal chemistry as surrogates of carboxylic acids, esters, and carboxamides. They are an important class of heterocyclic compounds that have a wide range of pharmaceutical and biological activities including antimicrobial, antifungal, antiinflammatory, and antihypertensive.⁵⁻⁹

Several methods have been reported in the literature for the synthesis of 1,3,4-oxadiazoles. These protocols are multi-step in nature.¹⁰⁻¹⁵ The most general method involves the cyclization of diacylhydrazides with a variety of reagents, such as thionyl chloride, phosphorus oxychloride, or sulfuric acid, usually under harsh reaction conditions. Few reliable and operationally simple examples have been reported for the one-step synthesis of 1,3,4-oxadiazoles, especially from readily available carboxylic acids and acid hydrazides.¹⁶⁻²¹ As part of our ongoing program to develop efficient and robust methods for the preparation of heterocyclic compounds,²²⁻³⁶ we wish to report the synthesis of sterically congested 2,5-disubstituted 1,3,4-oxadiazoles **7** by a multicomponent reaction between (*N*-isocyanimino)triphenylphosphorane **6**, various primary amines **5**, electron-poor ketones **3** (2-oxopropyl benzoate and 2-oxopropyl 4-bromobenzoate), and 3-phenyl-2-propynoic acid **4**, followed by aza-Wittig cyclization in CH₂Cl₂ at ambient temperature in excellent yields (Scheme 1 and Figure and Table).

Experimental

The starting materials and solvents were obtained from Merck (Germany) and Fluka (Switzerland) and were used without further purification. The methods used to follow the reactions were TLC and NMR. TLC and NMR indicated that there was no side product. Melting points were measured on an Electrothermal 9100 apparatus and are uncorrected. IR spectra were measured on a Jasco 6300 FTIR spectrometer. ¹H and ¹³CNMR spectra were measured (CDCl₃ solution) with a BRUKER DRX-250 AVANCE spectrometer at 250.0 and 62.5 MHz, respectively. Elemental analyses were performed using a Heraeus CHN-O-Rapid analyzer. Mass spectra were recorded on a FINNIGAN-MATT 8430 mass spectrometer operating at an ionization potential of 70 eV. Flash chromatography columns were prepared from Merck silica gel powder. 2-Oxopropyl benzoate (or 4-bromobenzoate) **3**³⁸ and *N*-isocyaniminotriphenylphosphorane **6**^{12,13} were prepared based on known procedures.

General procedure for the preparation of compounds 7

A mixture of (*N*-isocyanimino)triphenylphosphorane **6** (1 mmol), (2-oxopropyl benzoate and 2-oxopropyl 4-bromobenzoate) **3** (1 mmol), and primary amine **5** (1 mmol) in CH₂Cl₂ (5 mL) was added dropwise to a solution of 3-phenyl-2-propynoic acid **4** (1 mmol) in CH₂Cl₂ (5 mL) at room temperature over 15 min. The mixture was stirred for 6 h. The solvent was removed under reduced pressure and the viscous residue was purified by flash column chromatography (silica gel powder; petroleum ether–ethyl acetate (3:1)). The solvent was removed under reduced pressure and the products were obtained. The characterization data of the compounds are given below:

2-(benzylamino)-2-[5-(2-phenyl-1-ethynyl)-1,3,4-oxadiazol-2-yl]propyl benzoate (7a)

Yellow oil, (Yield 82%). IR (neat): ν_{\max} = 3350 (NH), 2920 (C-H), 2230 (C≡C), 1723 (C=O), 1453 (C=C, aromatic), 1265 (C-O) and 708 (aromatic) cm⁻¹. ¹H-NMR (250 MHz, CDCl₃) δ (ppm): 1.79 (s, 3H, CH₃), 2.24 (s, 1H, NH), 3.77 and 3.83 (AB quartet, 2H, *J* = 12.50 Hz, CH₂ of benzyl group), 4.58 and 4.68 (AB quartet, *J* = 11.0 Hz, 2H, CH₂ aliphatic), 7.27-7.99 (m, 15 H, arom.). ¹³C-NMR (62.5 MHz, CDCl₃) δ (ppm): 20.9 (CH₃), 47.7 (CH₂ of benzyl group), 56.9 (C aliphatic), 69.0 (CH₂ aliphatic), 72.8 and 97.2 (2 C, acetylene), 119.6, 129.4 and 139.5 (3 C, arom.), 127.2, 128.1, 128.4, 128.5, 128.7, 129.7, 130.1, 132.5 and 133.3 (15 CH, arom.), 151.6 and 165.8 (2C of oxadiazole), 168.6 (C of benzoate group). Analysis of C₂₇H₂₃N₃O₃ (437.50): calcd. C 74.12, H 5.30, N 9.60; found C 74.16, H 5.25, N 9.63. MS, *m/z*(%): 438 (M⁺, 1.85), 392 (2), 332 (3), 302 (33), 284 (18), 211 (30), 179 (70), 148 (100), 135 (89), 114 (64), 91 (63), 77 (98), 51 (57).

2-[(4-methoxybenzyl)amino]-2-[5-(2-phenyl-1-ethynyl)-1,3,4-oxadiazol-2-yl]propyl benzoate (7b)

Yellow oil, (Yield 79%). IR (neat): ν_{\max} = 3431 (NH), 2930 (C-H), 2233 (C≡C), 1723 (C=O), 1451 (C=C, aromatic), 1265 (C-O) and 710 (aromatic) cm⁻¹. ¹H-NMR (250 MHz, CDCl₃) δ (ppm): 1.78 (s, 3H, CH₃), 2.24 (s, 1H, NH), 3.69 and 3.75 (AB quartet, 2H, *J* = 12.0 Hz, CH₂ of benzyl group), 3.77 (s, 3H, OCH₃), 4.57 and 4.66 (AB quartet, *J* = 11.0 Hz, 2H, CH₂ aliphatic), 6.84 (d, *J* = 8.50 Hz, 2H, CH-Ar), 7.24-7.64 (m, 10 H, arom.), 7.97 (d, *J* = 7.25 Hz, 2H, CH-Ar). ¹³C-NMR (62.5 MHz, CDCl₃) δ (ppm): 20.9 (CH₃), 47.1 (CH₂ of benzyl group), 55.2 (OCH₃), 56.8 (C aliphatic), 69.0 (CH₂ aliphatic), 72.8 and 96.8 (2 C, acetylene), 119.6, 129.5, 131.5 and 158.8 (4 C, arom.), 113.9, 128.4, 128.6, 129.3, 129.6, 130.7, 132.3 and 133.3 (14 CH, arom.), 151.3 and 165.8 (2C of oxadiazole), 168.7 (C of benzoate group). Analysis of C₂₈H₂₅N₃O₄ (467.50): calcd. C 71.93, H 5.39, N 8.99; found C 71.87, H 5.42, N 9.02. MS, *m/z*(%): 468 (M⁺, 59), 333 (3), 291 (51), 211 (7), 136 (35), 121 (100), 105 (92), 91 (9), 77 (42).

2-[(4-methylbenzyl)amino]-2-[5-(2-phenyl-1-ethynyl)-1,3,4-oxadiazol-2-yl]propyl benzoate (7c)

Yellow oil, (Yield 75%). IR (neat): ν_{\max} = 3425 (NH), 2924 (C-H), 2231 (C≡C), 1723 (C=O), 1450 (C=C, aromatic), 1268 (C-O) and 710 (aromatic) cm⁻¹. ¹H-NMR (250 MHz, CDCl₃) δ (ppm): 1.77 and 2.30 (s, 6H, 2CH₃), 2.23 (s, 1H, NH), 3.70 and 3.77 (AB quartet, 2H, *J* = 12.50 Hz, CH₂ of benzyl group), 4.56 and 4.66 (AB quartet, *J* = 11.0 Hz, 2H, CH₂ aliphatic), 7.10 (d, *J* = 7.75 Hz, 2H, CH-Ar), 7.21 (d, *J* = 7.75 Hz, 2H, CH-Ar), 7.31-8.10 (m, 10 H, arom.). ¹³C-NMR (62.5 MHz, CDCl₃) δ (ppm): 20.8 and 21.0 (2 CH₃), 47.4

(CH₂ of benzyl group), 56.8 (C aliphatic), 69.0 (CH₂ aliphatic), 72.8 and 97.1 (2 C, acetylene), 119.6, 129.8, 136.4 and 136.9 (4 C, arom.), 128.1, 128.4, 128.6, 129.1, 129.6, 130.7, 132.3 and 133.3 (14 CH, arom.), 154.5 and 165.8 (2C of oxadiazole), 168.7 (C of benzoate group). Analysis of C₂₈H₂₅N₃O₃ (451.50): calcd. C 74.48, H 5.58, N 9.31; found C 74.52, H 5.53, N 9.34. MS, *m/z*(%): 451 (M⁺, 64), 387 (7), 317 (14), 276 (68), 210 (5), 129 (6), 120 (20), 105 (100), 77 (32).

2-[(4-methylbenzyl)amino]-2-[5-(2-phenyl-1-ethynyl)-1,3,4-oxadiazol-2-yl]propyl 4-bromobenzoate (7d)

Yellow oil, (Yield 73%). IR (neat): ν_{\max} = 3445 (NH), 2922 (C-H), 2230 (C≡C), 1722 (C=O), 1538 (C=C, aromatic), 1264 (C-O) and 753 (aromatic) cm⁻¹. ¹H-NMR (250 MHz, CDCl₃) δ (ppm): 1.77 and 2.31 (s, 6H, 2CH₃), 2.23 (s, 1H, NH), 3.70 and 3.77 (AB quartet, 2H, *J* = 12.25 Hz, CH₂ of benzyl group), 4.55 and 4.66 (AB quartet, *J* = 11.0 Hz, 2H, CH₂ aliphatic), 7.10-7.63 (m, 11H, arom.), 7.82 (d, *J* = 7.25 Hz, 2H, CH-Ar). ¹³C-NMR (62.5 MHz, CDCl₃) δ (ppm): 20.8 and 21.0 (2 CH₃), 47.4 (CH₂ of benzyl group), 56.8 (C aliphatic), 69.2 (CH₂ aliphatic), 72.7 and 97.1 (2 C, acetylene), 119.6, 129.3, 129.5, 136.3 and 136.9 (5 C, arom.), 128.1, 128.5, 129.2, 130.7, 131.1, 131.8 and 132.3 (13 CH, arom.), 151.7 and 165.1 (2C of oxadiazole), 168.5 (C of benzoate group). Analysis of C₂₈H₂₄BrN₃O₃ (530.4): calcd. C 63.40, H 4.56, N 7.92; found C 63.46, H 4.52, N 7.97.

2-[(2-chlorobenzyl)amino]-2-[5-(2-phenyl-1-ethynyl)-1,3,4-oxadiazol-2-yl]propyl benzoate (7e)

Yellow oil, (Yield 72%). IR (neat): ν_{\max} = 3432 (NH), 2926 (C-H), 2231 (C≡C), 1724 (C=O), 1540 (C=C, aromatic), 1269 (C-O), 710 (aromatic) cm⁻¹. ¹H-NMR (250 MHz, CDCl₃) δ (ppm): 1.81 (s, 3H, CH₃), 2.24 (s, 1H, NH), 3.90 (s, 2H, CH₂ of benzyl group), 4.60 and 4.70 (AB quartet, *J* = 10.75 Hz, 2H, CH₂ aliphatic), 7.19-8.11 (m, 14 H, arom.). ¹³C-NMR (62.5 MHz, CDCl₃) δ (ppm): 20.7 (CH₃), 45.1 (CH₂ of benzyl group), 56.7 (C aliphatic), 68.8 (CH₂ aliphatic), 72.7 and 97.1 (2 C, acetylene), 119.7, 129.4, 129.8 and 133.6 (4 C, arom.), 127.0, 128.4, 128.6, 129.5, 129.7, 130.2, 130.6, 132.3, 133.3 and 136.8 (14 CH, arom.), 151.3 and 165.7 (2C of oxadiazole), 168.4 (C of benzoate group). Analysis of C₂₇H₂₂ClN₃O₃ (471.9): calcd. C 68.71, H 4.70, N 8.90; found C 68.77, H 4.65, N 8.94.

2-[(2-furylmethyl)amino]-2-[5-(2-phenyl-1-ethynyl)-1,3,4-oxadiazol-2-yl]propyl 4-bromobenzoate (7f)

Yellow oil, (Yield 78%). IR (neat): ν_{\max} = 3341 (NH), 2926 (C-H), 2231 (C≡C), 1724 (C=O), 1590 (C=C, aromatic) and 754 (aromatic) cm⁻¹. ¹H-NMR (250 MHz, CDCl₃) δ (ppm): 1.76 (s, 3H, CH₃), 2.24 (s, 1H, NH), 3.84 (s, 2H, CH₂ of benzyl group), 4.52 and 4.63 (AB quartet, *J* = 11.0 Hz, 2H, CH₂ aliphatic), 6.13 and 6.27 (s, 2H, CH of furyl), 7.25-7.84 (m, 10H, arom.). ¹³C-NMR (62.5 MHz, CDCl₃) δ (ppm): 20.6 (CH₃), 40.4 (CH₂ of benzyl group), 56.3 (C aliphatic), 69.1 (CH₂ aliphatic), 72.8 and 96.7 (2 C, acetylene), 119.7, 128.5, 130.7 and 131.9 (4 C, arom.), 107.2, 110.3, 128.6, 128.7, 131.1, 131.8, 132.3 and 142.0 (12 CH, arom.), 152.6 and 165.7 (2C of oxadiazole), 168.2 (C of benzoate group). Analysis of C₂₅H₂₀BrN₃O₄ (506.3): calcd. C 59.30, H 3.98, N 8.30; found C 59.27, H 4.02, N 8.25.

2-[(2-methoxybenzyl)amino]-2-[5-(2-phenyl-1-ethynyl)-1,3,4-oxadiazol-2-yl]propyl 4-bromobenzoate (7g)

Yellow oil, (Yield 70%). IR (neat): ν_{\max} = 3340 (NH), 2939 (C-H), 2231 (C \equiv C), 1724 (C=O), 1538 (C=C, aromatic), 1269 (C-O) and 711 (aromatic) cm^{-1} . $^1\text{H-NMR}$ (250 MHz, CDCl_3) δ (ppm): 1.80 (s, 3H, CH_3), 2.22 (s, 1H, NH), 3.77 (s, 2H, CH_2 of benzyl group), 3.79 (s, 3H, OCH_3), 4.61 (s, 2H, CH_2 aliphatic), 6.79-7.93 (m, 13 H, arom.). $^{13}\text{C-NMR}$ (62.5 MHz, CDCl_3) δ (ppm): 20.5 (CH_3), 43.2 (CH_2 of benzyl group), 55.1 (OCH_3), 56.4 (C aliphatic), 69.1 (CH_2 aliphatic), 72.9 and 96.9 (2 C, acetylene), 119.7, 127.1, 131.5, 131.8 and 157.3 (5 C, arom.), 110.2, 120.6, 128.4, 128.7, 129.8, 130.6, 131.1, 131.8 and 132.2 (13 CH, arom.), 151.1 and 165.0 (2C of oxadiazole), 168.6 (C of benzoate group). Analysis of $\text{C}_{28}\text{H}_{24}\text{BrN}_3\text{O}_4$ (546.4): calcd. C 61.55, H 4.43, N 7.69; found C 61.58, H 4.37, N 7.73.

2-[(2-methoxybenzyl)amino]-2-[5-(2-phenyl-1-ethynyl)-1,3,4-oxadiazol-2-yl]propyl benzoate (7h)

Yellow oil, (Yield 71%). IR (neat): ν_{\max} = 3433 (NH), 2930 (C-H), 2231 (C \equiv C), 1724 (C=O), 1569 (C=C, aromatic), 1267 (C-O) and 709 (aromatic) cm^{-1} . $^1\text{H-NMR}$ (250 MHz, CDCl_3) δ (ppm): 1.82 (s, 3H, CH_3), 2.25 (s, 1H, NH), 3.74 and 3.81 (AB quartet, 2H, J = 12.37 Hz, CH_2 of benzyl group), 3.79 (s, 3H, OCH_3), 4.57 and 4.64 (AB quartet, J = 11.25 Hz, 2H, CH_2 aliphatic), 6.79-8.0 (m, 14 H, arom.). $^{13}\text{C-NMR}$ (62.5 MHz, CDCl_3) δ (ppm): 20.5 (CH_3), 43.3 (CH_2 of benzyl group), 55.1 (OCH_3), 56.5 (C aliphatic), 68.96 (CH_2 aliphatic), 72.9 and 96.9 (2 C, acetylene), 119.7, 127.2, 129.5 and 157.3 (4 C, arom.), 110.2, 120.6, 128.4, 128.7, 129.1, 129.6, 129.8, 130.6, 132.2 and 133.2 (14 CH, arom.), 151.1 and 165.7 (2C of oxadiazole), 168.7 (C of benzoate group). Analysis of $\text{C}_{28}\text{H}_{25}\text{N}_3\text{O}_4$ (467.5): calcd. C 71.93, H 5.39, N 8.99; found C 71.88, H 5.42, N 8.95.

2-[(2-furylmethyl)amino]-2-[5-(2-phenyl-1-ethynyl)-1,3,4-oxadiazol-2-yl]propyl benzoate (7i)

Yellow oil, (Yield 77%). IR (neat): ν_{\max} = 3433 (NH), 2925 (C-H), 2231 (C \equiv C), 1724 (C=O), 1450 (C=C, aromatic), 1269 (C-O) and 711 (aromatic) cm^{-1} . $^1\text{H-NMR}$ (250 MHz, CDCl_3) δ (ppm): 1.78 (s, 3H, CH_3), 2.24 (s, 1H, NH), 3.85 (s, 2H, CH_2 of benzyl group), 4.55 and 4.65 (AB quartet, J = 11.50 Hz, 2H, CH_2 aliphatic), 6.13-6.27 (m, 2H, CH of furyl), 7.32-7.99 (m, 11H, arom.). $^{13}\text{C-NMR}$ (62.5 MHz, CDCl_3) δ (ppm): 20.6 (CH_3), 40.4 (CH_2 of benzyl group), 56.4 (C aliphatic), 68.9 (CH_2 aliphatic), 119.7, 129.3 and 152.7 (3 C, arom.), 107.1, 110.3, 128.4, 128.6, 129.6, 130.6, 132.3, 133.3 and 142.0 (13 CH, arom.), 151.3 and 165.7 (2C of oxadiazole), 168.3 (C of benzoate group). Analysis of $\text{C}_{25}\text{H}_{21}\text{N}_3\text{O}_4$ (427.50): calcd. C 70.25, H 4.95, N 9.83; found C 70.28, H 4.91, N 9.89.

2-[(4-methoxybenzyl)amino]-2-[5-(2-phenyl-1-ethynyl)-1,3,4-oxadiazol-2-yl]propyl 4-bromobenzoate (7j)

Yellow oil, (Yield 78%). IR (neat): ν_{\max} = 3434 (NH), 2931 (C-H), 2230 (C \equiv C), 1724 (C=O), 1590 (C=C, aromatic), 1267 (C-O) and 755 (aromatic) cm^{-1} . $^1\text{H-NMR}$ (250 MHz, CDCl_3) δ (ppm): 1.77 (s, 3H, CH_3), 2.24 (s, 1H, NH), 3.69 and 3.73 (AB quartet, 2H, J = 11.50 Hz, CH_2 of benzyl group), 3.77 (s, 3H, OCH_3), 4.56 and 4.67 (AB quartet, J = 11.25 Hz, 2H, CH_2 aliphatic), 6.84 (d, J = 8.5 Hz, 2H, CH-Ar), 7.23-7.64

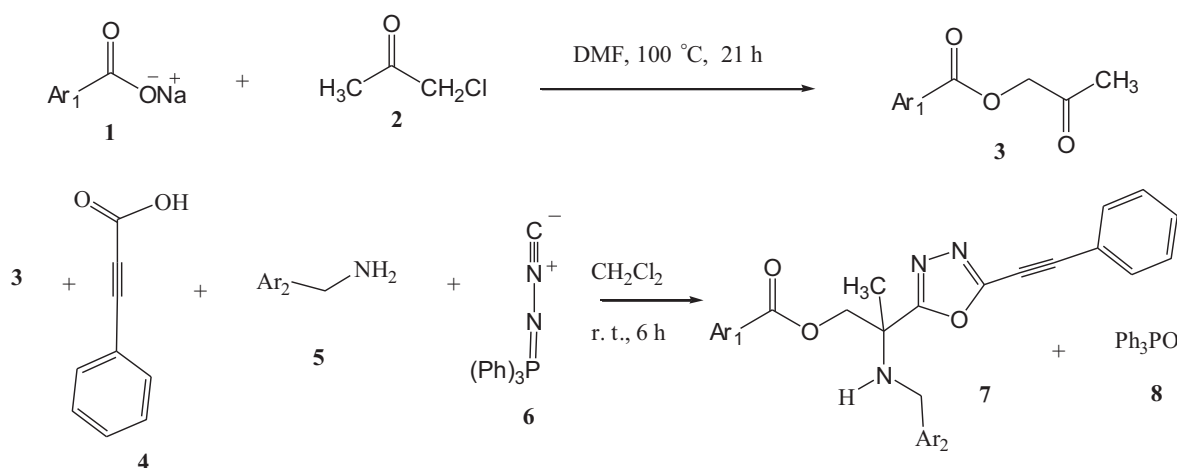
(m, 9 H, arom.), 7.82 (d, $J = 8.5$ Hz, 2H, CH-Ar). ^{13}C -NMR (62.5 MHz, CDCl_3) δ (ppm): 20.8 (CH_3), 47.1 (CH_2 of benzyl group), 55.2 (OCH_3), 56.8 (C aliphatic), 69.1 (CH_2 aliphatic), 72.8 and 96.8 (2 C, acetylene), 119.7, 129.4, 130.7, 132.4 and 158.8 (5 C, arom.), 113.9, 128.1, 129.4, 131.1, 131.2, 131.8 and 132.3 (13 CH, arom.), 151.4 and 165.8 (2C of oxadiazole), 168.7 (C of benzoate group). Analysis of $\text{C}_{28}\text{H}_{24}\text{BrN}_3\text{O}_4$ (546.40): calcd. C 61.55, H 4.43, N 7.69; found C 61.51, H 4.46, N 7.67.

2-[(1-naphthylmethyl)amino]-2-[5-(2-phenyl-1-ethynyl)-1,3,4-oxadiazol-2-yl]propyl benzoate (**7k**)

Yellow oil, (Yield 70%). IR (neat): $\nu_{\text{max}} = 3435$ (N-H), 2921 (C-H), 2241 ($\text{C}\equiv\text{C}$), 1723 (C=O), 1450 (C=C, aromatic), 1281 (C-O) and 711 (aromatic) cm^{-1} . ^1H -NMR (250 MHz, CDCl_3) δ (ppm): 1.88 (s, 3H, CH_3), 2.23 (s, 1H, NH), 4.21 and 4.27 (AB quartet, 2H, $J = 12.25$ Hz, CH_2 of benzyl group), 4.63 and 4.76 (AB quartet, $J = 10.75$ Hz, 2H, CH_2 aliphatic), 7.41-8.14 (m, 17 H, arom.). ^{13}C -NMR (62.5 MHz, CDCl_3) δ (ppm): 21.0 (CH_3), 45.5 (CH_2 of benzyl group), 57.0 (C aliphatic), 68.8 (CH_2 aliphatic), 72.8 and 97.2 (2 C, acetylene), 119.7, 129.4, 131.7, 133.8 and 134.9 (5 C, arom.), 123.7, 125.4, 125.7, 126.2, 126.6, 128.2, 128.4, 128.7, 129.7, 130.7, 132.3 and 133.3 (17 CH, arom.), 151.4 and 165.8 (2C of oxadiazole), 168.6 (C of benzoate group). Analysis of $\text{C}_{31}\text{H}_{25}\text{N}_3\text{O}_3$ (487.5): calcd. C 76.37, H 5.17, N 8.62; found C 76.40, H 5.22, N 8.68.

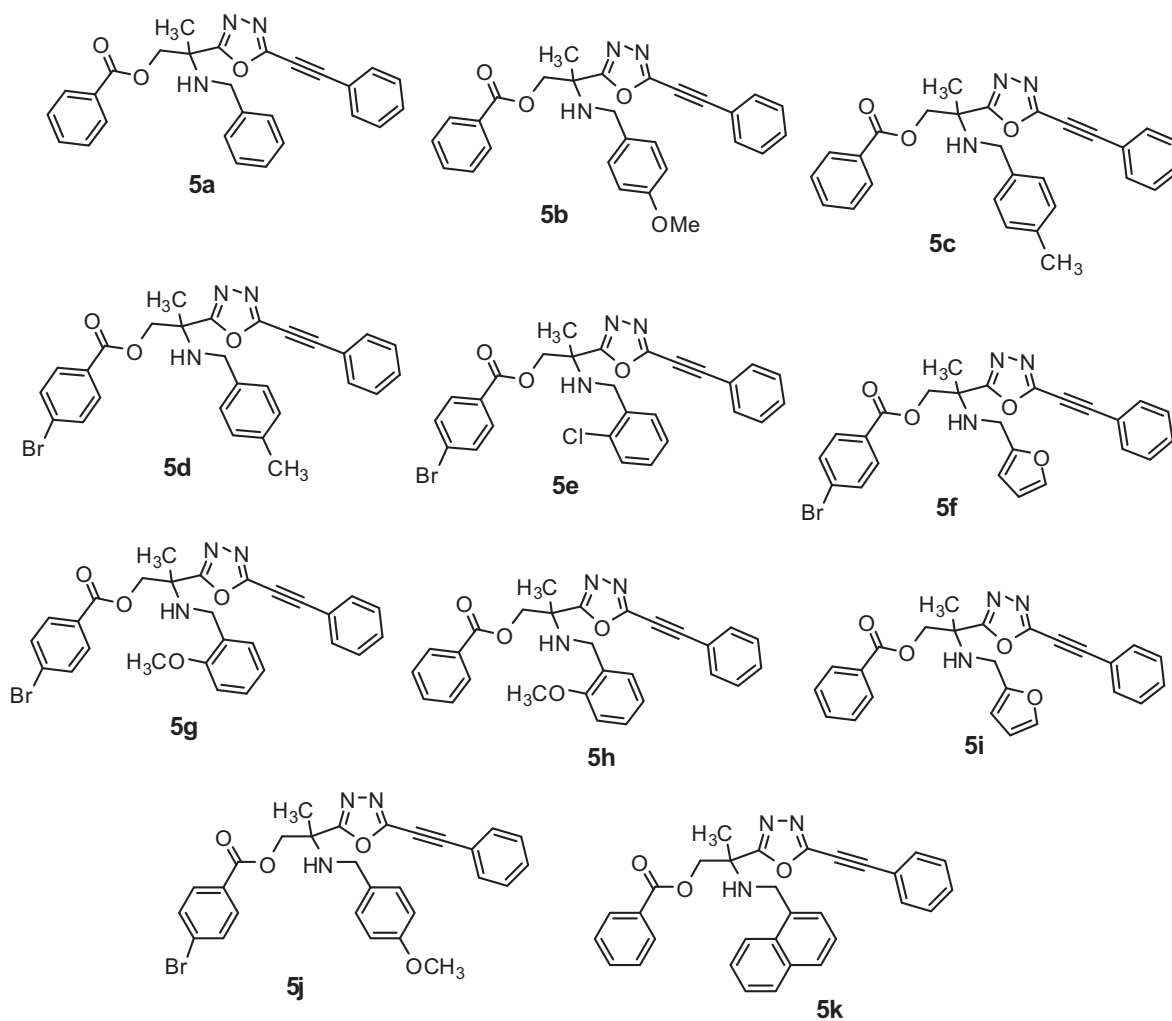
Results and discussion

Recently, 1,3,4-oxadiazoles have been the object of intense research in organic synthesis and medicinal chemistry, and several procedures have been reported for the synthesis of these heterocyclic compounds, which are multi-step in nature.²² Accordingly, development of a synthetic procedure that could be used to prepare a diversity of these templates remains a significant task. Over the last few years, several synthetic methods have been reported for the preparation of *N*-isocyaniminotriphenylphosphorane (CNNPPh_3) **6**.^{12,13} There are several reports on the use of *N*-isocyaniminotriphenylphosphorane (CNNPPh_3) **6** in the synthesis of metal complexes.^{12,13}



Scheme 1. Synthesis of 2-oxopropyl benzoate (or 2-oxopropyl 4-bromobenzoate) and 4-component synthesis of disubstituted 1,3,4-oxadiazole derivatives **7a-k** (see Figure and Table and Text).

However, application of **6** in the synthesis of organic compounds is fairly rare.^{28–37} In recent years, we have established a one-pot method for the synthesis of organophosphorus compounds.^{14–21,37} As part of our ongoing program to develop efficient and robust methods for the preparation of heterocyclic compounds,^{22–36} we wish to report the synthesis of sterically congested 2,5-disubstituted 1,3,4-oxadiazoles **7** by a multicomponent reaction between (*N*-isocyanimino)triphenylphosphorane **6**, various primary amines **5**, electron-poor ketones **3** (2-oxopropyl benzoate and 2-oxopropyl 4-bromobenzoate), and 3-phenyl-2-propynoic acid **4**, followed by aza-Wittig cyclization in CH₂Cl₂ at ambient temperature in excellent yields (Scheme 1 and Figure and Table).



Product	5a	5b	5c	5d	5e	5f	5g	5h	5i	5j	5k
Yield (%)	82	79	75	73	72	78	70	71	77	78	70

Figure. Four-component synthesis of disubstituted 1,3,4-oxadiazole derivatives **7a-k** (see Table and Text).

A mechanistic rationalization for this reaction is provided in Scheme 2. It is conceivable that the initial event is the condensation reaction of the 3-phenyl-2-propynoic acid **4**, 2-oxopropyl benzoate (or 4-bromobenzoate) **3**, and primary amine **5** that leads to an intermediate iminium ion **9**. Nucleophilic addition of

the *N*-isocyaniminotriphenylphosphorane **6** to the intermediate iminium ion **9** leads to nitrilium intermediate **10**. This intermediate may be attacked by the conjugate base of the acid **4** to form 1:1:1 adduct **11**. This adduct may undergo an intramolecular aza-Wittig reaction of an iminophosphorane moiety with the ester carbonyl group to afford the isolated disubstituted 1,3,4-oxadiazole **7** by removal of triphenylphosphine oxide **8** from intermediate **12**. We also used acetone and acetophenone instead of electron-poor ketones **3** (2-oxopropyl benzoate and 2-oxopropyl 4-bromobenzoate) **2** in this reaction, but no corresponding products **7** were observed, and the acetone and acetophenone were recovered unreacted at the end of the reaction. As indicated in the Table, the reactions proceeded efficiently with an electron-poor ketone **3** and electron-rich ketones such as acetone and acetophenone are not suitable starting materials in these reactions (Scheme 1).

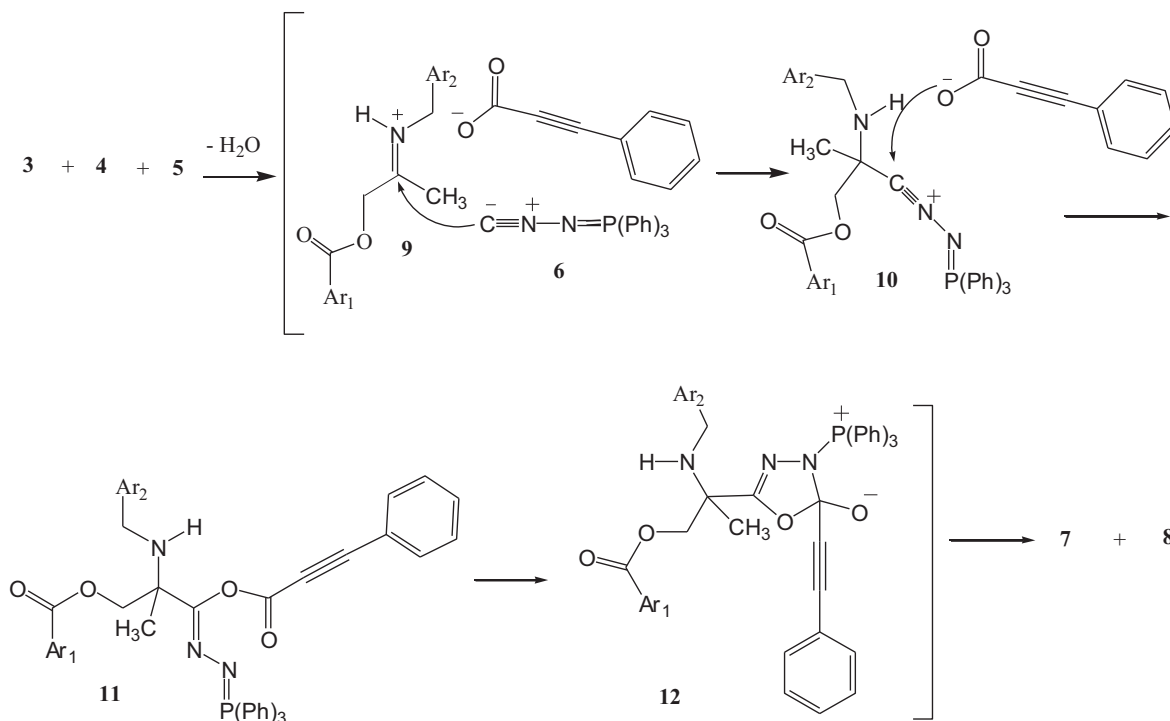
Table. Synthesis of disubstituted 1,3,4-oxadiazole derivatives **7** (see Scheme 1 and Figure).

Entry	Ketone 3	Amine 5	Acid 4	Product
1	2-oxopropyl benzoate	benzylamine	3-phenyl-2-propynoic acid	7a
2	2-oxopropyl benzoate	4-methoxybenzylamine	3-phenyl-2-propynoic acid	7b
2	2-oxopropyl benzoate	4-methylbenzylamine	3-phenyl-2-propynoic acid	7c
4	2-oxopropyl 4-bromobenzoate	4-methylbenzylamine	3-phenyl-2-propynoic acid	7d
5	2-oxopropyl 4-bromobenzoate	2-chlorobenzylamine	3-phenyl-2-propynoic acid	7e
6	2-oxopropyl 4-bromobenzoate	2-furylmethanamine	3-phenyl-2-propynoic acid	7f
7	2-oxopropyl 4-bromobenzoate	2-methoxybenzylamine	3-phenyl-2-propynoic acid	7g
8	2-oxopropyl benzoate	2-methoxybenzylamine	3-phenyl-2-propynoic acid	7h
9	2-oxopropyl benzoate	2-furylmethanamine	3-phenyl-2-propynoic acid	7i
10	2-oxopropyl 4-bromobenzoate	4-methoxybenzylamine	3-phenyl-2-propynoic acid	7j
11	2-oxopropyl benzoate	1-naphthylmethanamine	3-phenyl-2-propynoic acid	7k

The structures of the products **7a-k** were deduced from their IR, ¹H NMR, and ¹³C NMR spectra. For example the IR spectrum of **7a** showed strong absorptions at 3350 (NH), 2920 (CH), 2230 (C≡C), 1723 (C=O), 1453 (C=C, aromatic) and 708 (aromatic) cm⁻¹. The ¹H NMR spectrum of **7a** consisted of a singlet for the CH₃ (δ = 1.79 ppm), a singlet for the NH of amine (δ = 2.24 ppm), a AB-quartet for CH₂ of the benzyl group (δ = 3.77 and 3.83 ppm, J = 12.50 Hz), a AB-quartet for CH₂ aliphatic (δ = 4.58 and 4.68 ppm, J = 11.0 Hz), and a multiplet for H-Ar (7.27-7.99 ppm). The ¹H decoupled ¹³C NMR spectrum of **7a** showed 21 distinct resonances [δ = 20.9 (CH₃); 47.7 (CH₂, benzyl group); 56.9 (C, aliphatic); 69.0 (CH₂, aliphatic); 72.8 and 97.2 (2 C, acetylene); 119.6, 129.4, and 139.5 (3 C, arom.); 127.2, 128.1, 128.4, 128.5, 128.7, 129.7, 130.1, 132.5, and 133.3 (15 CH, arom.); 151.6 and 165.8 (2 C, oxadiazole); 168.6 (C of benzoate group)] that are in agreement with the formula and structure of **7a**. Partial assignment of these resonances is given in the spectral analysis section (see Experimental section). The ¹H and ¹³C NMR spectra of compounds **7b-k** were similar to those of **7a**, except for the aromatic or heteroaromatic moieties, which exhibited characteristic signals with appropriate chemical shifts.

In summary, we have found a new method for the preparation of sterically congested 2,5-disubstituted 1,3,4-oxadiazole derivatives **7** from 3-phenyl-2-propynoic acid **4**, 2-oxopropyl benzoate (or 4-bromobenzoate) **3**, primary amine **5**, and *N*-isocyaniminotriphenylphosphorane **6** in excellent yields under neutral conditions. We

think that the reported method offers a mild and simple route for the preparation of these derivatives. Its ease of work-up and reaction conditions make it a useful addition to modern synthetic methodologies. Other aspects of this process are under investigation.



Scheme 2. Proposed mechanism for the formation of disubstituted 1,3,4-oxadiazole derivatives **7a-k**.

Conclusions

We think that the reported method offers a mild, simple, and efficient route for the preparation of sterically congested 1,3,4-oxadiazole derivatives, by a sequence of multicomponent reactions and an intramolecular aza-Wittig closure. Due to the easy availability of the synthetic approach and the neutral ring closure conditions, this new synthetic approach discussed here has potential in the synthesis of various 2,5-disubstituted 1,3,4-oxadiazoles, which are of considerable interest as potential biologically active compounds or pharmaceuticals.

References

1. Zhu, J.; Bienayme, H.; *Multicomponent Reactions*, Wiley-VCH, Weinheim, 2005.
2. Dömling, A. *Chem. Rev.* **2006**, *106*, 17-89.
3. Dömling, A.; Ugi, I. *Angew. Chem. Int. Ed.* **2000**, *39*, 3168-3210.
4. Ugi, I.; Werner, B.; Dömling, A. *Molecules* **2003**, *8*, 53-66.
5. Hill, J. In *Comprehensive Heterocyclic Chemistry II*, Vol. 4, Katritzky, A. R., Rees, C. W., Scriven, E. F. V. Eds.; Pergamon: London, **1996**, Chap. 6, 267, and references cited therein.

6. Suwiński, J.; Szczepankiewicz, W. In *Comprehensive Heterocyclic Chemistry III*, Vol 5, Katritzky, A. R., Ramsden, C. A., Scriven, E. F. V., Taylor, R. J. K., Eds.; Elsevier Science: Oxford, **2008**, Chap. 6, 396, and references cited therein.
7. Ramazani, A.; Ahmadi, Y.; Tarasi, R. *Heteroat. Chem.* **2011**, *1*, 79-84.
8. Molina, P.; Vilaplana, M. J. *Synthesis* **1994**, 1197-1218.
9. Palacios, F.; Aparicio, D.; Rubiales, G.; Alonso, C.; de los Santos, J. M. *Curr. Org. Chem.* **2009**, *13*, 808-826.
10. Ramazani, A.; Ahmadi, Y.; Rouhani, M.; Shajari, N.; Souldozi, A. *Heteroat. Chem.* **2010**, *21*, 368-372.
11. Ramazani, A.; Shajari, N.; Mahyari, A.; Ahmadi, Y. *Mol. Divers.* **2011**, *15*, 521-527.
12. Stolzenberg, H.; Weinberger, B.; Fehlhammer, W. P.; Pühlhofer, F. G.; Weiss, R. *Eur. J. Inorg. Chem.* **2005**, *21*, 4263-4271.
13. Chiu, T. W.; Liu, Y. H.; Chi, K. M.; Wen, Y. S.; Lu, K. L. *Inorg. Chem.* **2005**, *44*, 6425-6430.
14. Yavari, I.; Ramazani, A.; Yahya-Zadeh, A. *Synth. Commun.* **1996**, *26*, 4495-4499.
15. Ramazani, A.; Kazemizadeh, A. R. *Curr. Org. Chem.* **2011**, *15*, 3986-4020.
16. Ramazani, A.; Bodaghi, A. *Tetrahedron Lett.* **2000**, *41*, 567-568.
17. Pakravan, P.; Ramazani, A.; Noshiranzadeh, N.; Sedrpoushan, A. *Phosphorus, Sulfur, Silicon* **2007**, *182*, 545-549.
18. Ramazani, A.; Rahimifard, M.; Souldozi, A. *Phosphorus, Sulfur, Silicon* **2007**, *182*, 1-5.
19. Ramazani, A.; Rahimifard, M.; Noshiranzadeh, N.; Souldozi, A. *Phosphorus, Sulfur, Silicon* **2007**, *182*, 413-417.
20. Ramazani, A.; Rezaei, A.; Ahmadi, Y. *Phosphorus, Sulfur, Silicon Relat. Elem.* **2012**, *187*, 22-31.
21. Ramazani, A.; Mohammadi-Vala, M. A. *Phosphorus, Sulfur, Silicon* **2001**, *176*, 223-229.
22. Ramazani, A.; Momeni-Movahhed, A.; Gouranlou, F. *Phosphorus, Sulfur, Silicon Relat. Elem.* **2002**, *177*, 903-907.
23. Ramazani, A.; Noshiranzadeh, N.; Ghamkhari, A.; Ślepokura, K.; Lis, T. *Helv. Chim. Acta* **2008**, *91*, 2252-2261.
24. Ramazani, A.; Rezaei, A.; Mahyari, A. T.; Rouhani, M.; Khoobi, M. *Helv. Chim. Acta* **2010**, *93*, 2033-2036.
25. Ramazani, A.; Mahyari, A. *Helv. Chim. Acta* **2010**, *93*, 2203-2209.
26. Ramazani, A.; Ahmadi, Y.; Mashhadi Malekzadeh, A.; Rezaei, A. *Heteroat. Chem.* **2011**, *22*, 692-698.
27. (a) Tofangchi Mahyari, A.; Shajari, N.; Kazemizadeh, A. R.; Ślepokura, K.; Lis, T.; Ramazani, A. *Z. Naturforsch.* **2007**, *62b*, 829-834. (b) Noshiranzadeh, N.; Ramazani, A.; Morsali, A.; Hunter, A. D.; Zeller, M. *Inorg. Chem. Commun.* **2007**, *10*, 738-742. (c) Noshiranzadeh, N.; Ramazani, A.; Morsali, A.; Hunter, A. D.; Zeller, M. *Inorg. Chim. Acta* **2007**, *360*, 3603-3609. (d) Kazemizadeh, A. R.; Ramazani, A. *Arkivoc* **2008**, *xv*, 159-165. (e) Massoudi, A.; Amini, I.; Ramazani, A.; Nasrabadi, F. Z.; Ahmadi, Y. *Bull. Korean Chem. Soc.* **2012**, *33*, 39-42. (f) Ramazani, A.; Kazemizadeh, A. R.; Marandi, F. *Phosphorus, Sulfur Silicon Relat. Elem.* **2005**, *180*, 1541-1544. (g) Ramazani, A.; Mahyari, A.; Lashgari, H.; Ślepokura, K.; Lis, T. *Helv. Chim. Acta.* **2011**, *94*, 611-622.
28. Ramazani, A.; Amini, I.; Massoudi, A. *Phosphorus, Sulphur, Silicon* **2006**, *181*, 2225-2229.
29. Souldozi, A.; Ramazani, A.; Bouslimani, N.; Welter, R. *Tetrahedron Lett.* **2007**, *48*, 2617-2620.
30. Souldozi, A.; Ramazani, A. *Tetrahedron Lett.* **2007**, *48*, 1549-1551.
31. Souldozi, A.; Ramazani, A. *Phosphorus, Sulfur, Silicon* **2009**, *184*, 3191-3198.
32. Ahankar, H.; Ramazani, A.; Amini, I.; Ahmadi, Y.; Souldozi, A. *Heteroat. Chem.* **2011**, *22*, 612-616.

33. a) Ramazani, A.; Souldozi, A. *Arkivoc*, **2008**, *xvi*, 235-242; b) Ramazani, A.; Nasrabadi, F. Z.; Ahmadi, Y. *Helv. Chim. Acta* **2011**, *94*, 1024-1029; c) Ramazani, A.; Ahmadi, Y.; Nasrabadi, F. Z. *Z. Naturforsch.* **2011**, *66b*, 184-190; d) Ramazani, A.; Ahmadi, Y.; Mahyari, A. *Synthetic Communications* **2011**, *41*, 2273-2282. e) Ramazani, A.; Nasrabadi, F. Z.; Mashhadi Malekzadeh, A.; Ahmadi, Y. *Monatsh. Chem.* **2011**, *142*, 625-630; f) Nasrabadi, F. Z.; Ramazani, A.; Ahmadi, Y. *Mol. Divers.* **2011**, *15*, 791-798; g) Shajari, N.; Ramazani, A.; Ahmadi, Y. *Bull. Chem. Soc. Ethiop.* **2011**, *25*, 1-6; h) Ramazani, A.; Nasrabadi, F. Z.; Karimi, Z.; Rouhani, M. *Bull. Korean Chem. Soc.* **2011**, *32*, 2700-2704; i) Ramazani, A.; Farshadi, A.; Mahyari, A.; Šlepokura, K.; Lis, T.; Rouhani, M.; *J. Chem. Crystallogr.* **2011**, *41*, 1376-1385; k) Ramazani, A.; Rouhani, M.; Rezaei, A.; Shajari, N.; Souldozi, A. *Helv. Chim. Acta* **2011**, *94*, 282-288; l) Valizadeh Holagh, M.; Maharramov, A. M. oglu; Allahverdiyev, M. A. oglu; Ramazani, A.; Ahmadi, Y.; Souldozi, A. *Turk. J. Chem.* **2012**, *36*, 179-188; m) Ramazani, A.; Karimi, Z.; Souldozi, A.; Ahmadi, Y. *Turk. J. Chem.* **2012**, *36*, 81-91.
34. Ramazani, A.; Salmanpour, S.; Souldozi, A. *Phosphorus, Sulfur, Silicon* **2010**, *185*, 97-102.
35. Ramazani, A.; Rezaei, A. *Org. Lett.* **2010**, *12*, 2852-2855.
36. Souldozi, A.; Šlepokura, K.; Lis, T.; Ramazani, A. *Z. Naturforsch.* **2007**, *62b*, 835-840.
37. a) Sutherland, S. H.; Blaser, A.; Kmentova, I.; Franzblau, S. G.; Wan, B.; Wang, Y.; Ma, Z.; Palmer, B. D.; Denny, W. A.; Thompson, A. M. *J. Med. Chem.* **2010**, *53*, 855-866. b) Tong, Y.; Bouska, J. J.; Ellis, P. A.; Johnson, E. F.; Levenson, J.; Liu, X.; Marcotte, P. A.; Olson, A. M.; Osterling, D. J.; Przytulinska, M.; Rodriguez, L. E.; Shi, Y.; Soni, N.; Stavropoulos, J.; Thomas, S.; Donawho, C. K.; Frost, D. J.; Luo, Y.; Giranda, V. L.; Penning, T. D. *J. Med. Chem.* **2009**, *52*, 6803-6813.
38. Kasumi, I., Kuniaki, O., Masahiro, K. *J. Label Compd. Radiopharm.* **2007**, *50*, 251-253.