

1-1-2013

Environmentally green synthesis of thioformamide derivatives

ALI RAMAZANI

Sang Woo JOO

FATEMEH ZEINALI NASRABADI

Follow this and additional works at: <https://journals.tubitak.gov.tr/chem>

 Part of the [Chemistry Commons](#)

Recommended Citation

RAMAZANI, ALI; JOO, Sang Woo; and NASRABADI, FATEMEH ZEINALI (2013) "Environmentally green synthesis of thioformamide derivatives," *Turkish Journal of Chemistry*. Vol. 37: No. 3, Article 9.

<https://doi.org/10.3906/kim-1206-51>

Available at: <https://journals.tubitak.gov.tr/chem/vol37/iss3/9>

This Article is brought to you for free and open access by TÜBİTAK Academic Journals. It has been accepted for inclusion in Turkish Journal of Chemistry by an authorized editor of TÜBİTAK Academic Journals. For more information, please contact academic.publications@tubitak.gov.tr.

Environmentally green synthesis of thioformamide derivatives

Ali RAMAZANI,^{1,*} Sang Woo JOO,² Fatemeh ZEINALI NASRABADI³

¹Department of Chemistry, Zanjan Branch, Islamic Azad University, Iran

²School of Mechanical Engineering, Yeungnam University, Gyongsan, Korea

³Department of Chemistry, University of Zanjan, Zanjan, Iran

Received: 22.06.2012 • Accepted: 19.03.2013 • Published Online: 10.06.2013 • Printed: 08.07.2013

Abstract: Reactions of isocyanides with thioacids in water proceeded smoothly at room temperature and in neutral conditions to afford thioformylamide and thioformamide derivatives in high yields. The reaction proceeded smoothly and cleanly under mild conditions and no side reactions were observed.

Key words: Isocyanide, thioacid, thioformylamide, thioformamide, water

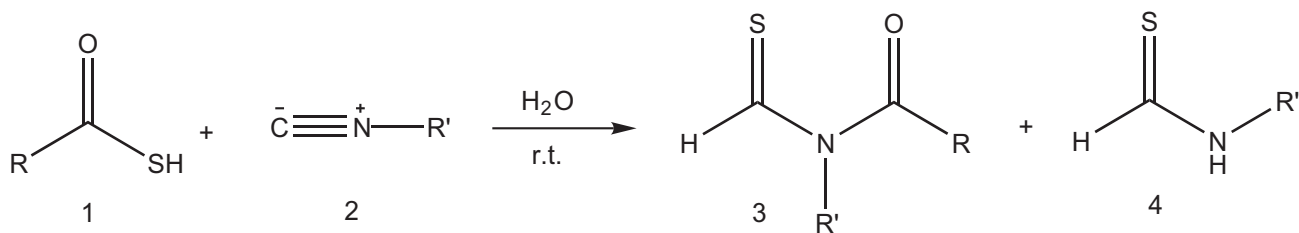
1. Introduction

Recently, multicomponent reactions (MCRs) have become an important tool in modern primary synthetic chemistry as these reactions expand the efficiency by combining several operational steps without any isolation of intermediates or changes in the conditions.^{1–10} Therefore, this principle is very efficient in terms of time as well as resources.¹¹ Among the known MCRs, the most valuable reactions are those based on isocyanides. Isocyanide-based multicomponent reactions (abbreviated to IMCRs by Ugi and Dömling)^{11–14} due to their synthetic potential, their inherent atom efficiency, convergent nature, ease of implementation, and molecular diversity have attracted much attention. Therefore, because of these advantages they offer they are a valuable tool in the field of combinatorial chemistry.^{12–14} The reaction of carboxylic acids with isocyanides forms the basis of the Passerini and Ugi reactions, which are much admired in combinatorial chemistry.^{15–17}

The amides and their thio analogues are a significant constituent of many biologically active compounds.¹⁸ Thioamides are used as isosteric replacements for amides.¹⁹ In recent years, thioamides and their derivatives because of their utility as synthons in organic chemistry, for example, the synthesis of a variety of heterocycles such as thiazoline or thiazole derivatives, betaines, mesoionic rhodanine, and other heterocyclic compounds, have received great attention.^{20–23} In the future, reactions of thioamides will play an important role in the development of polypeptides and protein chemistry. Therefore, the development of easy synthetic methods toward thioamides creates an extensive area of research in organic synthesis.²⁴ The most important method for the preparation of thioamides involves constitution of the parent amide followed by thionation.^{25,26}

Recently, we established a one-pot method for the preparation of organic compounds.^{27–30} As part of our ongoing program to develop efficient and robust methods for the synthesis of heteroatom-containing compounds,^{31–37} we wish to report the preparation of thioformylamide derivatives **3a–d** and thioformamide derivatives **4e–g** by a 2-component condensation reaction of thioacid **1** and isocyanide **2** in water with excellent yields (Scheme 1).

*Correspondence: aliramazani@gmail.com



Scheme 1. Two-component synthesis of thioformylamide and thioformamide derivatives (see Tables 1 and 2).

2. Experimental

The starting materials and solvents were obtained from Merck (Germany) and Fluka (Switzerland) and were used without further purification. The methods used to follow the reactions were TLC and NMR. TLC and NMR indicated that there was no side product. Melting points were measured on an Electrothermal 9100 apparatus and are uncorrected. IR spectra were measured on a Jasco 6300 FTIR spectrometer. ¹H and ¹³C NMR spectra (CDCl₃) were recorded on a BRUKER DRX-250 AVANCE spectrometer at 250.0 and 62.5 MHz, respectively. Elemental analyses were performed using a Heraeus CHN-O-Rapid analyzer. Mass spectra were recorded on a FINNIGAN-MATT 8430 mass spectrometer operating at an ionization potential of 70 eV. Preparative layer chromatography (PLC) plates were prepared from Merck silica gel (F₂₅₄) powder.

2.1. General procedure for the preparation of compounds 3 and 4

A mixture of isocyanide (1 mmol) and thioacid (1 mmol) in H₂O (5 mL) was stirred at room temperature for 24 h. The solvent was removed under reduced pressure, and the viscous residue was purified by preparative layer chromatography (PLC) (silica gel (F₂₅₄) powder; petroleum ether-ethyl acetate (4:1)). The characterization data of the compounds are given below.

N¹-cyclohexyl-N¹-thioformylbenzamide (3a)

Yellow powder, mp 55–57 °C, (yield: 87%). IR (neat): $\nu = 3003, 2939, 1700, 1599, 1418, 1325, 1223, 789, 698 \text{ cm}^{-1}$. ¹H NMR (250 MHz, CDCl₃) δ (ppm): 1.24–2.30 (m, 10H, cyclohexane), 5.14–5.24 (m, 1H, cyclohexane), 7.45–7.60 (m, 5H, arom), 10.00 (s, 1H, HC=S). ¹³C NMR (62.5 MHz, CDCl₃) δ (ppm): 25.31, 26.12, 28.61 (5CH₂, cyclohexane), 57.97 (CH, cyclohexane), 129.01, 129.62, 132.93 (5CH, arom), 133.74 (C, arom), 173.49 (C=O), 195.47 (C=S). MS, m/z (%): 247 (41), 142 (100), 105 (95), 77 (58), 55 (16). Analysis of C₁₄H₁₇NOS (247.36). (% calculation/found): C: 67.98/67.93, H: 6.93/6.98, N: 5.66/5.61.

N¹-benzyl-N¹-thioformylbenzamide (3b)

Yellow oil, (yield: 89%). IR (neat): $\nu = 3061, 2934, 1671, 1598, 1580, 1447, 1207, 903, 773, 686 \text{ cm}^{-1}$. ¹H NMR (250 MHz, CDCl₃) δ (ppm): 5.57 (s, 2H, CH₂), 7.30–7.81 (m, 10H, arom), 10.27 (s, 1H, HC=S). ¹³C NMR (62.5 MHz, CDCl₃) δ (ppm): 47.26 (CH₂), 127.73, 128.47, 128.57, 128.95, 129.02, 132.53 (10CH, arom), 132.73, 135.70 (2C, arom), 173.90 (C=O), 195.87 (C=S). Analysis of C₁₅H₁₃NOS (255.33). (% calculation/found): C: 70.56/70.61, H: 5.13/5.08, N: 5.49/5.54.

N¹-cyclohexyl-N¹-thioformylacetamide (3c)

Yellow oil, (yield: 86%). IR (neat): $\nu = 2931, 1697, 1535, 1450, 1285, 970 \text{ cm}^{-1}$. ¹H NMR (250 MHz,

CDCl_3) δ (ppm): 1.34–2.12 and 2.22–2.34 (m, 10H, 5CH_2 of cyclohexane), 2.16 (s, 3H, CH_3), 4.40–4.70 (m, 1H, cyclohexane), 9.33 (s, 1H, $\text{HC}=\text{S}$). ^{13}C NMR (62.5 MHz, CDCl_3) δ (ppm): 24.50, 25.36, 30.98 (5CH_2 , cyclohexane), 31.37 (CH_3), 51.64 (CH, cyclohexane), 187.38 (C=O), 207.23 (C=S). Analysis of $\text{C}_9\text{H}_{15}\text{NOS}$ (185.29). (% calculation/found): C: 58.34/58.39, H: 8.16/8.21, N: 7.56/7.51.

N^1 -(1,1,3,3-tetramethylbutyl)- N^1 -thioformylbenzamide (3d)

Yellow oil, (yield: 86%). IR (neat): $\nu = 3063, 2953, 1736, 1691, 1562, 1447, 1369, 1200, 772, 686 \text{ cm}^{-1}$. ^1H NMR (250 MHz, CDCl_3) δ (ppm): 0.98 (s, 9H, 3CH_3), 1.30 (s, 6H, 2CH_3), 1.60 (s, 2H, CH_2), 7.30–8.06 (m, 5H, arom), 9.20 (s, 1H, $\text{HC}=\text{S}$). ^{13}C NMR (62.5 MHz, CDCl_3) δ (ppm): 29.71, 31.47 (5CH_3), 55.05 (CH_2), 31.64, 59.48 (2C), 128.46, 128.93, 134.51 (5CH , arom), 136.95 (C, arom), 186.81 (C=O), 207.14 (C=S). Analysis of $\text{C}_{16}\text{H}_{23}\text{NOS}$ (277.42). (% calculation/found): C: 69.27/69.33, H: 8.36/8.42, N: 5.05/5.11.

N-benzylthioformamide (4e)

Yellow oil, (yield: 87%). IR (neat): $\nu = 3277$ (NH), 3059, 2934, 2855, 1698, 1625, 1540, 1385, 1236, 696 cm^{-1} . ^1H NMR (250 MHz, CDCl_3) δ (ppm): 4.86 (s, 2H, CH_2), 7.35–7.52 (m, 5H, arom), 7.57 (s, 1H, NH), 9.49 (s, 1H, $\text{HC}=\text{S}$). ^{13}C NMR (62.5 MHz, CDCl_3) δ (ppm): 47.60 (CH_2), 128.27, 128.37, 129.00 (5CH , arom), 127.54 (C, arom), 188.85 (C=S). Analysis of $\text{C}_8\text{H}_9\text{NS}$ (151.23). (% calculation/found): C: 63.54/63.62, H: 6.00/5.92, N: 9.26/9.34.

N-(tert-butyl)thioformamide (4f)

Yellow powder, mp 68–70 °C, (yield: 84%). IR (neat): $\nu = 2922, 1732, 1652, 1568, 1370, 739 \text{ cm}^{-1}$. ^1H NMR (250 MHz, CDCl_3) δ (ppm): 1.36 (s, 9H, 3CH_3), 8.43 (s, 1H, NH), 9.27 (d, 1H, $J = 15.5 \text{ Hz}$, $\text{HC}=\text{S}$). ^{13}C NMR (62.5 MHz, CDCl_3) δ (ppm): 29.77 (3CH_3), 56.02 (C), 187.36 (C=S). Analysis of $\text{C}_5\text{H}_{11}\text{NS}$ (117.21). (% calculation/found): C: 51.23/51.29, H: 9.46/9.40, N: 11.95/11.89.

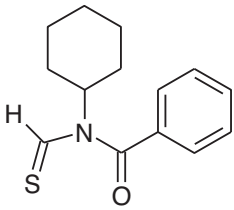
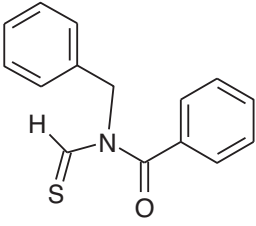
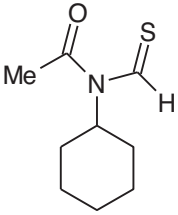
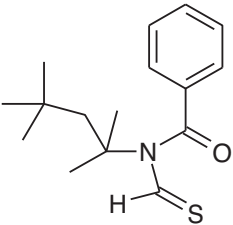
N-(1,1,3,3-tetramethylbutyl)thioformamide (4g)

Yellow oil, (yield: 88%). IR (neat): $\nu = 2955, 1567, 1469, 1380, 944 \text{ cm}^{-1}$. ^1H NMR (250 MHz, CDCl_3) δ (ppm): 0.98 (s, 9H, 3CH_3), 1.39 (s, 6H, 2CH_3), 1.59 (s, 2H, CH_2), 8.35 (s, 1H, NH), 9.19 (d, 1H, $J = 15.5 \text{ Hz}$, $\text{HC}=\text{S}$). ^{13}C NMR (62.5 MHz, CDCl_3) δ (ppm): 29.76, 31.49 (5CH_3), 55.14 (CH_2), 31.66, 59.46 (2C), 186.93 (C=S). Analysis of $\text{C}_9\text{H}_{19}\text{NS}$ (173.32). (% calculation/found): C: 62.37/61.30, H: 11.05/11.12, N: 8.08/8.15.

3. Results and discussion

The thioacid derivatives **1** with isocyanides **2** in H_2O reacted together in a 1:1 ratio at room temperature to produce thioformylamide derivatives **3a–d** and thioformamide derivatives **4e–h** (Scheme 1; Tables 1 and 2). Thiobenzoic acid with cyclohexyl isocyanide, benzyl isocyanide, 1,1,3,3-tetramethylbutyl isocyanide, and thioacetic acid with cyclohexyl isocyanide produced thioformylamide derivatives **3a–d**. These reactions proceeded smoothly and cleanly under mild conditions along with a small amount of thioformamide **4**. Reactions of thiobenzoic acid with tert-butyl isocyanide, and thioacetic acid with benzyl isocyanide, 1,1,3,3-tetramethylbutyl isocyanide, and tertbutyl isocyanide produced thioformamide derivatives **4e–g**.^{38,39} These reactions also proceeded smoothly and clearly under mild conditions and no side reactions were observed. In comparison with other methods reported previously, the important advantage of the reported method in this paper is to use water as an available, cheap, nontoxic, and environmentally green solvent at ambient temperature, without using any kind of reagent.

Table 1. Synthesis of thioformylamide derivatives **3a–d** from thioacid **1** and isocyanide **2** in H₂O (see Scheme 1).

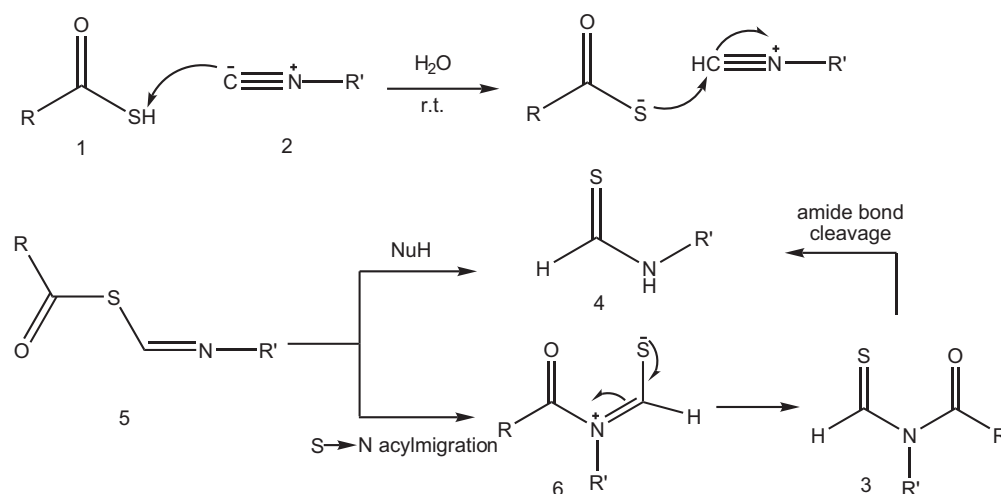
3	R	R'	Product	Yield (%) ^a
a	Ph	Cyclohexyl		87
b	Ph	Benzyl		89
c	CH ₃	Cyclohexyl		86
d	Ph	1,1,3,3-tetramethylbutyl		86

^aIsolated yields.

A possible mechanism for the present reactions is shown in Scheme 2. On the basis of the chemistry of isocyanides with acids,⁴⁰ it is reasonable to assume that the first step may involve protonation of the isocyanide by the thioacid to produce S-acylimine **5**, which may undergo intramolecular attack by nitrogen to thionyl carbon (S→N acylmigration) to form adduct **6**. Then this intermediate affords the thioformylamide derivatives **3**. S-acylimine **5** may undergo nucleophilic attack by H₂O to form adduct **4** or hydrolysis of **3** might happen and form adduct **4**.

Table 2. Synthesis of thioformamide derivatives **4e–g** from thioacid **1** and isocyanide **2** in H₂O (see Scheme 1).

4	R'	Product	Yield (%) ^a
e	Benzyl		87
f	<i>Tert-butyl</i>		84
g	1,1,3,3-tetramethylbutyl		88

^aIsolated yields.**Scheme 2.** Proposed mechanism for the formation of thioformamide and thioformamide derivatives.

4. Conclusions

The reported method offers a mild, simple, and efficient route for the preparation of thioformamide and thioformamide derivatives. Its ease of work-up, high yields, and fairly mild reaction conditions make it a useful addition to modern synthetic methodologies.

Acknowledgments

This work was funded by the World Class University Grant R32-2008-000-20082-0 of the National Research Foundation of Korea. The authors thank Zanjan and Zanjan Branch Islamic Azad Universities for the support and guidance.

References

- Zhu, J.; Bienayme, H. *Multicomponent Reactions*. Wiley, Weinheim, 2005.
- Henkel, B.; Sax, M.; Dömling, A. *Tetrahedron Lett.* **2003**, *44*, 3679–3682.
- Waller, R. W.; Diorazio, L. J.; Taylor, B. A.; Motherwell, W. B.; Sheppard, T. D. *Tetrahedron* **2010**, *66*, 6496–6507.
- Yavari, I.; Hossaini, Z.; Sabbaghan, M. *Mol. Divers.* **2006**, *10*, 479–482.
- Venkata, S. R. C.; Rao, V. R. *J. Sulfur Chem.* **2010**, *31*, 545–550.
- Yavari, I.; Bayat, M. J.; Sirouspour, M.; Souri, S. *Tetrahedron* **2010**, *66*, 7995–7999.
- Bayat, M.; Imanieh, H.; Zabarjad Shiraz, N.; Shah Qavidel, M. *Monatsh. Chem.* **2010**, *141*, 333–338.
- Ramazani, A.; Nasrabadi, F. Z.; Ahmadi, Y. *Helv. Chim. Acta* **2011**, *94*, 1024–1029.
- Ramazani, A.; Shajari, N.; Mahyari, A.; Ahmadi, Y. *Mol. Divers.* **2011**, *15*, 521–527.
- a) Rouhani, M.; Ramazani, A.; Joo, S. W.; Hanifehpour, Y. *Bull. Korean Chem. Soc.* **2012**, *33*, 4127–4130; b) Khoobi, M.; Ramazani, A.; Foroumad, A.; Emami, S.; Jafarpour, F.; Mahyari, A.; Slepokura, K.; Lis, T.; Shafiee, A. *Helv. Chim. Acta* **2012**, *95*, 660–671; c) Ganjali, M. R.; Aghabalazadeh, S.; Khoobi, M.; Ramazani, A.; Foroumadi, A.; Shafiee, A.; Norozi, P. *Int. J. Electrochem. Sci.* **2011**, *6*, 52–62; d) Khoobi, M.; Emami, S.; Dehghan, G.; Foroumadi, A.; Ramazani, A.; Shafiee, A. *Arch. Pharm.* **2011**, *344*, 588–594; e) Khoobi, M.; Mamani, L.; Rezazadeh, F.; Zareie, Z.; Foroumad, A.; Ramazani, A.; Shafiee, A. *J. Mol. Cat. A.* **2012**, *359*, 74–80; f) Ramazani, A.; Zeinali Nasrabadi, F.; Abdian, B.; Rouhani, M. *Bull. Korean Chem. Soc.* **2012**, *33*, 453–458; g) Zeinali Nasrabadi, F.; Ramazani, A.; Ahmadi, Y. *Mol. Divers.* **2011**, *15*, 791–798; h) Ramazani, A.; Tofangchi Mahyari, A.; Rouhani, M.; Rezaei, A. *Tetrahedron Lett.* **2009**, *50*, 5625–5627; i) Zareie, Z.; Khoobi, M.; Ramazani, A.; Foroumad, A.; Souldozi, A.; Slepokura, K.; Lis, T.; Shafiee, A. *Tetrahedron* **2012**, *68*, 6721–6726; j) Ramazani, A.; Kazemizadeh, A. R. *Curr. Org. Chem.* **2011**, *15*, 3986–4020; k) Kazemizadeh, A. R.; Ramazani, A. *Curr. Org. Chem.* **2012**, *16*, 418–450; l) Khoobi, M.; Ramazani, A.; Foroumadi, A.; Hamadi, H.; Hojjati, Z.; Shafiee, A. *J. Iran. Chem. Soc.* **2011**, *8*, 1036–1042; m) Khoobi, M.; Foroumadi, A.; Emami, S.; Safavi, M.; Dehghan, Gh.; Alizadeh, B. H.; Ramazani, A.; Ardestani, S. K.; Shafiee, A. *Chem. Biol. Drug Des.* **2011**, *78*, 580–586; n) Ramazani, A.; Souldozi, A.; Morsali, A.; Jalilian, A. R. *Z. Kristallogr. NCS* **2004**, *219*, 247–248; o) Moosavi, R.; Abbasi, A. R.; Yousefi, M.; Ramazani, A.; Morsali, A. *Ultrason. Sonochem.* **2012**, *19*, 1221–1226; p) Ramazani, A.; Abdian, B.; Zeinali Nasrabadi, F.; Shajari, N.; Ranjdoost, Z. *Bull. Korean Chem. Soc.* **2012**, *33*, 3701–3705; q) Valizadeh Holagh, M.; Maharramov, A. M.; Allahverdiyev, M. A.; Ramazani, A.; Ahmadi, Y.; Zeinali Nasrabadi, F.; Souldozi, A. *Turk. J. Chem.* **2012**, *36*, 671–681; r) Ramazani, A.; Kalhor, R.; Rezaei, A.; Karimi, Z. *Heteroat. Chem.* **2012**, *23*, 315–321; s) Yavari, I.; Ramazani, A.; Yahya-Zadeh, A. *Synth. Commun.* **1996**, *26*, 4495–4499; t) Yavari, I.; Ramazani, A. *Phosphorus Sulfur Silicon Relat. Elem.* **1997**, *130*, 73–77; u) Ramazani, A.; Dastanra, K.; Zeinali Nasrabadi, F.; Karimi, Z.; Rouhani, M.; Hosseini, M. *Turk. J. Chem* **2012**, *36*, 467–476; v) Ramazani, A.; Azizian, A.; Bandpey, M.; Noshiranzadeh, N. *Phosphorus Sulfur Silicon Relat. Elem.* **2006**, *181*, 2731–2734; w) Ramazani, A.; Souldozi, A. *Phosphorus Sulfur Silicon Relat. Elem.* **2004**, *179*, 529–534; x) Ramazani, A.; Mahyari, A.; Farshadi, A.; Rouhani, M. *Helv. Chim. Acta* **2011**, *94*, 1831–1837; y) Massoudi, A.; Amini, I.; Ramazani, A.; Nasrabadi, F. Z.; Ahmadi, Y. *Bull. Korean Chem. Soc.* **2012**, *33*, 39–42; z) Ramazani, A.; Rezaei, A.; Ahmadi, Y. *Phosphorus Sulfur Silicon Relat. Elem.* **2012**, *187*, 22–31.
- Dömling, A. *Chem. Rev.* **2006**, *106*, 17–89.
- Dömling, A.; Ugi, I. *Angew. Chem. Int. Ed. Engl.* **2000**, *39*, 3168–3210.
- Ugi, I.; Werner, B.; Dömling, A. *Molecules* **2003**, *8*, 53–66.
- Dömling, A.; Herdtweck, E.; Heck, S. *Tetrahedron Lett.* **2006**, *47*, 1745–1747.
- Wu, X.; Li, X.; Danishefsky, S. J. *Tetrahedron Lett.* **2009**, *50*, 1523–1525.
- Ebert, B. M.; Ugi, I. K.; Grosche, M.; Herdtweck, E.; Herrmann, W. A. *Tetrahedron* **1998**, *54*, 11887–11898.
- Shaabani, A.; Soleimani, E.; Rezayan, A. H. *Tetrahedron Lett.* **2007**, *48*, 6137–6140.

18. a) Beckwith, A. L. J. *In The Chemistry of Amides*; Zabicky, J., Ed.; Interscience, John Wiley and Sons: New York, London, **1970**, 96; b) Hurd, R. N.; DeLamater, G. *Chem. Rev.* **1960**, *61*, 45–86.
19. Jagodzinski, T. S. *Chem. Rev.* **2003**, *103*, 197–227.
20. a) Wipf, P.; Venkatraman, S. *J. Org. Chem.* **1996**, *61*, 8004–8005; b) Attanasi, O. A.; Berretta, S.; Crescentini, L. D.; Favi, G.; Filippone, P.; Giorgi, G.; Lillini, S.; Mantellini, F. *Tetrahedron Lett.* **2007**, *48*, 2449–2451; c) Attanasi, O. A.; Crescentini, L. D.; Favi, G.; Filippone, P.; Giorgi, G.; Mantellini, F.; Perrulli, F. R.; Spinelli, D. *Tetrahedron* **2008**, *64*, 3837–3858.
21. Padwa, A.; Beall, L. S.; Heidelbaugh, T. M.; Bing, L.; Sheehan, S. M. *J. Org. Chem.* **2000**, *65*, 2684–2695.
22. McManus, S. P.; Lee, K. Y.; Pittman, C. U. *J. Org. Chem.* **1974**, *39*, 3041–3042.
23. Prokopcova, H.; Kappe, C. O. *J. Org. Chem.* **2007**, *72*, 4440–4448.
24. Kaboudin, B.; Elhamifar, D. *Synthesis* **2006**, 224–226.
25. Ilankumaran, P.; Ramesha, A. R.; Chandrasekaran, S. *Tetrahedron Lett.* **1995**, *36*, 8311–8314.
26. Lajoie, G.; Lepine, F.; Mazaik, L.; Belleau, B. *Tetrahedron Lett.* **1983**, *24*, 3815–3818.
27. Ramazani, A.; Bodaghi, A. *Tetrahedron Lett.* **2000**, *41*, 567–568.
28. Pakravan, P.; Ramazani, A.; Noshiranzadeh, N.; Sedrpoushan, A. *Phosphorus Sulfur Silicon Relat. Elem.* **2007**, *182*, 545–549.
29. Ramazani, A.; Rahimifard, M.; Souldozi, A. *Phosphorus Sulfur Silicon Relat. Elem.* **2007**, *182*, 1–5.
30. Ramazani, A.; Rahimifard, M.; Noshiranzadeh, N.; Souldozi, A. *Phosphorus Sulfur Silicon Relat. Elem.* **2007**, *182*, 413–417.
31. a) Ramazani, A.; Karimi, Z.; Souldozi, A.; Ahmadi, Y. *Turk. J. Chem.* **2012**, *36*, 81–91; b) Valizadeh Holagh, M.; Maharramov, A. M.; Allahverdiyev, M. A.; Ramazani, A.; Ahmadi, Y.; Souldozi, A.; *Turk. J. Chem.* **2012**, *36*, 179–188; c) Ramazani, A.; Ahmadi, Y.; Mahyari, A. *Synthetic Commun.* **2011**, *41*, 2273–2282; d) Ramazani, A.; Ahmadi, Y.; Nasrabadi, F. Z. *Z. Naturforsch* **2011**, *66b*, 184–190; e) Ramazani, A.; Rezaei, A. *Org. Lett.* **2010**, *12*, 2852–2855; f) Souldozi, A.; Ramazani, A. *Arxivoc* **2008**, *xvi*, 235–242; g) Ramazani, A.; Rouhani, M.; Rezaei, A.; Shajari, N.; Souldozi, A. *Helv. Chim. Acta* **2011**, *94*, 282–288; h) Shajari, N.; Ramazani, A.; Ahmadi, Y. *Bull. Chem. Soc. Ethiop.* **2011**, *25*, 1–6; i) Ramazani, A.; Nasrabadi, F. Z.; Karimi, Z.; Rouhani, M. *Bull. Korean Chem. Soc.* **2011**, *32*, 2700–2704; j) Ramazani, A.; Farshadi, A.; Mahyari, A.; Slepokura, K.; Lis, T.; Rouhani, M. *J. Chem. Crystallogr.* **2011**, *41*, 1376–1385; k) Noshiranzadeh, N.; Ramazani, A.; Ślepokura, K.; Lis, T. *Synth. Commun.* **2008**, *38*, 1560–1568; l) Ramazani, A.; Noshiranzadeh, N. *Synth. Commun.* **2009**, *39*, 1204–1214; m) Ramazani, A.; Shajari, N.; Tofangchi Mahyari, A.; Khoobi, M.; Ahmadi, Y.; Souldozi, A. *Phosphorus, Sulfur, Silicon Relat. Elem.* **2010**, *185*, 2496–2502; n) Souldozi, A.; Ramazani, A.; Noshiranzadeh, N. *Phosphorus, Sulfur, Silicon Relat. Elem.* **2006**, *181*, 587–589; o) Souldozi, A.; Ramazani, A.; Noshiranzadeh, N. *Phosphorus, Sulfur, Silicon Relat. Elem.* **2006**, *181*, 1271–1275; p) Ramazani, A.; Amini, I.; Massoudi, A. *Phosphorus, Sulfur, Silicon Relat. Elem.* **2006**, *181*, 2373–2376; q) Ramazani, A.; Souldozi, A. *Phosphorus, Sulfur, Silicon Relat. Elem.* **2003**, *178*, 2189–2192; r) Ramazani, A.; Souldozi, A. *Phosphorus, Sulfur, Silicon Relat. Elem.* **2003**, *178*, 1329–1332; s) Ramazani, A.; Souldozi, A. *Phosphorus, Sulfur, Silicon Relat. Elem.* **2003**, *178*, 1325–1328; t) Ramazani, A.; Souldozi, A. *Phosphorus, Sulfur, Silicon Relat. Elem.* **2003**, *178*, 2663–2666; u) Ramazani, A.; Rahimifard, M. *Phosphorus, Sulfur, Silicon Relat. Elem.* **2006**, *181*, 2675–2678; v) Shajari, N.; Ramazani, A. *Phosphorus, Sulfur, Silicon Relat. Elem.* **2010**, *185*, 1850–1857; w) Kazemizadeh, A. R.; Ramazani, A. *Arxivoc* **2008**, *xv*, 159–165; x) Heshmati-Gonbari, M.; Ramazani, A.; Souldozi, A. *Phosphorus, Sulfur, Silicon Relat. Elem.* **2009**, *184*, 309–314; y) Ramazani, A.; Bodaghi, A. *Phosphorus, Sulfur, Silicon Relat. Elem.* **2004**, *179*, 1615–1620; z) Souldozi, A.; Ślepokura, K.; Lis, T.; Ramazani, A. *Z. Naturforsch.* **2007**, *62b*, 835–840.
32. Ramazani, A.; Shajari, N.; Gouranlou, F. *Phosphorus Sulfur Silicon Relat. Elem.* **2001**, *174*, 223–227.
33. Ramazani, A.; Amini, I.; Massoudi, A. *Phosphorus Sulfur Silicon Relat. Elem.* **2006**, *181*, 2225–2229.

34. a) Souldozi, A.; Ramazani, A.; Bouslimani, N.; Welter, R. *Tetrahedron Lett.* **2007**, *48*, 2617–2620; b) Massoudi, A.; Amini, I.; Ramazani, A.; Zeinali Nasrabadi, F. *Turk. J. Chem.* **2012**, *36*, 537–544; c) Massoudi, A.; Amini, I.; Ramazani, A.; Zeinali Nasrabadi, F. *Turk. J. Chem.* **2012**, *36*, 779–787; d) Safaei-Ghomi, J.; Salimi, F.; Ramazani, A.; Zeinali Nasrabadi, F.; Ahmadi, Y. *Turk. J. Chem.* **2012**, *36*, 485–492.
35. Souldozi, A.; Ramazani, A. *Tetrahedron Lett.* **2007**, *48*, 1549–1551.
36. Souldozi, A.; Ramazani, A. *Phosphorus Sulfur Silicon Relat. Elem.* **2009**, *184*, 3191–3198.
37. Souldozi, A.; Ramazani, A. *Phosphorus Sulfur Silicon Relat. Elem.* **2009**, *184*, 2344–2350.
38. Park, H. S.; Lee, I.; Kim, Y. H. *Chem. Commun.* **1996**, 1805–1806.
39. Stockdill, J. L.; Wu, X.; Danishefsky, S. J. *Tetrahedron Lett.* **2009**, *50*, 5152–5155.
40. Li, X.; Yuan, Y.; Kan, C.; Danishefsky, S. J. *J. Am. Chem. Soc.* **2008**, *130*, 13225–13227.