

1-1-2001

Features of the Compound Multiplicity of the Interactions of ^{24}Mg and ^{28}Si Ions with Emulsion Nuclei at 4.5A GeV/c

N. N. ABD-ALLAH

M. MOHERY

Follow this and additional works at: <https://journals.tubitak.gov.tr/physics>



Part of the [Physics Commons](#)

Recommended Citation

ABD-ALLAH, N. N. and MOHERY, M. (2001) "Features of the Compound Multiplicity of the Interactions of ^{24}Mg and ^{28}Si Ions with Emulsion Nuclei at 4.5A GeV/c," *Turkish Journal of Physics*: Vol. 25: No. 2, Article 5. Available at: <https://journals.tubitak.gov.tr/physics/vol25/iss2/5>

This Article is brought to you for free and open access by TÜBİTAK Academic Journals. It has been accepted for inclusion in Turkish Journal of Physics by an authorized editor of TÜBİTAK Academic Journals. For more information, please contact academic.publications@tubitak.gov.tr.

Features of the Compound Multiplicity of the Interactions of ^{24}Mg and ^{28}Si Ions with Emulsion Nuclei at 4.5A GeV/c

N. N. ABD-ALLAH and M. MOHERY
*Physics Department, Faculty of Science,
South Valley University, Sohag-EGYPT*

Received 07.07.1999

Abstract

The present paper deals with the interactions of ^{24}Mg and ^{28}Si nuclei at 4.5A GeV/c with emulsion. Some characteristics of the compound multiplicity given by the numerical sum of grey and shower particles have been investigated. The obtained results indicate that the compound multiplicity distribution is consistent with KNO-Scaling and its width increases with the size of the projectile nucleus. The dependence of the average compound multiplicity on the numbers of black and the grey particles and the sum of them is obvious and the values of the slope has been found to be independent of the projectile nucleus.

1. Introduction

The study of the relativistic nucleus-nucleus interactions in nuclear physics has become a subject of interest among the physicists [1]. In the last few years, most of the experiments on high energy hadron-nucleus and nucleus-nucleus collisions were performed in order to study the characteristics of the shower particles and of the grey particles produced in such collisions [2-9]. The importance of investigating the grey particles is due to the fact that they are emitted during, or shortly after, the passage of a leading particle. Hence, they are expected to keep some memory of the reaction history. Furthermore, the grey particles may also be taken as a good measure for the number of encounters made by the impinging hadron inside the struck nucleus [3,10 -13]. The grey particles are generally produced by the mean knocked out protons in the energy range 30 - 400 MeV, slow pions having energy $\approx(30 - 60)$ MeV, and an admixture of the deuterons and tritons. Although the process responsible for the production of these particles is not yet clearly known, it is generally believed that these are the low-energy part of the internuclear cascade which leave the target nucleus on the same time scale as the secondaries

of the interaction. Moreover, the properties of the relativistic shower and grey particles summed together per interaction have been studied [14]. Also, some interesting characteristics of the compound multiplicity have been investigated by several authors [15-22]. The main motivation for studying the compound multiplicity in heavy-ion reactions is that the data on the nucleus-nucleus collisions may help in refining the models for the multiparticle production. The present work is devoted mainly to the discussion of the experimental data on the compound multiplicity distributions and their dispersions in the inelastic collisions of ^{24}Mg and ^{28}Si nuclei with the nuclei of the nuclear emulsion at $4.5A \text{ GeV}/c$.

2. Experimental Technique

Nuclear emulsions of the type Br-2 were exposed to $4.5A \text{ GeV}/c$ ^{24}Mg and ^{28}Si beams at the Dubna Synchrophasotron. The pellicles of emulsion have the dimensions $20 \text{ cm} \times 10 \text{ cm} \times 600 \mu\text{m}$ (undeveloped). The intensity of the beam was $\approx 10^4$ particles/ cm^2 and the beam diameter was approximately 1 cm. Along the track, a double scanning has been carried out fast in the forward direction and slow in the backward one.

The scanned beam tracks have been further examined by measuring the delta-electron density [23] on each of them to exclude any track having a charge less than the beam particle charge Z_b . The scanning has been performed giving 1000 and 1300 events for ^{24}Mg and ^{28}Si , respectively.

In the measured interactions, all the charged secondary particles have been classified into the following groups[24]:

(1) Shower tracks producing particles called "s-particles". Tracks having emission angle $\theta \leq 3^\circ$ have been further subjected to multiple scattering measurements for momentum determination [25] in order to separate the produced pions from the singly charged projectile fragments.

(2) Grey tracks producing "g-particles".

(3) Black tracks producing "b-particles".

(4) The "b" and "g" tracks are both called heavily ionizing tracks producing "h-particles".

(5) The "s" and "g" tracks are both called compound tracks producing called "c-particles".

Determination of the momentum of the s-particles emitted within $\theta \leq 3^\circ$ enables the separation of the produced pions from the non-interacting singly-charged projectile fragments (protons, deuterons and tritons) [26]. The g-particles emitted within $\theta \leq 3^\circ$ and having $L > 2 \text{ cm}$ are considered as projectile fragments having $Z = 2$. The b-particles having $\theta \leq 3^\circ$ and $L > 1 \text{ cm}$ are due to heavy projectile fragments $Z \geq 3$. The number of delta-electrons has been measured for each of these particles in order to determine the corresponding charge $Z = 3, \dots, Z_b$.

3. Compound Multiplicity

As already stated, the grey particles are emitted shortly after the passage of the leading

hadron. Therefore, one may expect that it is worthy to use the compound multiplicity for the grey and shower particles. Let us define the variable n_c which equals the sum n_s plus n_g . This variable is used to study the particle production mechanism.

Figure 1 presents the compound multiplicity distributions for 4.5A GeV/c ^{28}Si and ^{24}Mg interactions with emulsion and shows that the n_c -distributions for these two reactions are consistent with each other and it can be seen that the peak of the distribution shifts towards a higher value of n_c with increasing projectile mass. Also, it may further be seen that the compound multiplicity distribution becomes broader with increasing projectile mass. A similar result has been observed in refs. [27,28]. Table 1 presents the values of the average compound multiplicity $\langle n_c \rangle$, the dispersion $D = [(\langle n_c^2 \rangle - \langle n_c \rangle^2)^{1/2}]$ and the ratio $\langle n_c \rangle / D(n_c)$. From Table 1, one can see that the average value of the compound multiplicity increases with the increase of the projectile mass and that the ratio $\langle n_c \rangle / D(n_c)$ does not depend on the projectile mass.

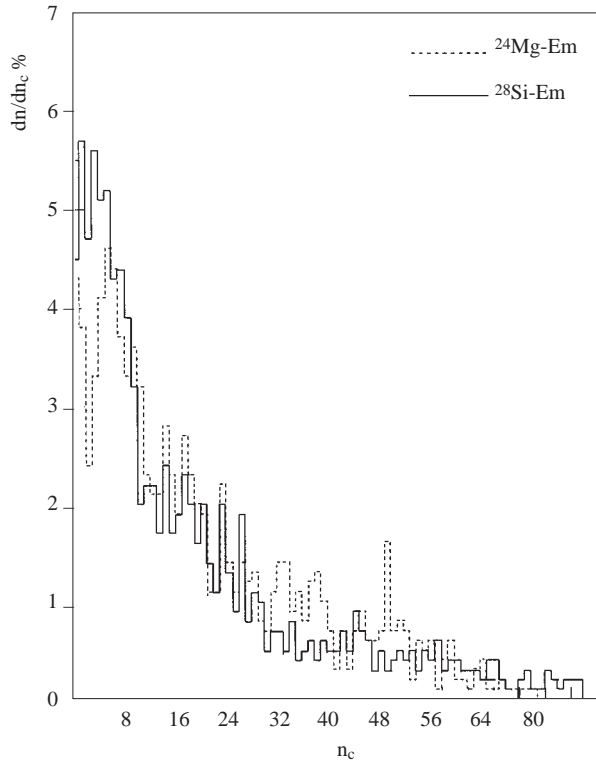


Figure 1. Compound multiplicity distribution for 4.5A GeV/c, ^{24}Mg and ^{28}Si interactions with emulsion.

Table 1. Values of different parameters in nucleus-nucleus collisions at 4.5A GeV/c.

Projectile	$\langle n_c \rangle$	$D(n_c)$	$\langle n_c \rangle / D(n_c)$	Ref.
^1H	4.44 ± 0.66			18
^2H	5.42 ± 0.09			19
^4He	8.60 ± 0.22			20
^{12}C	12.08 ± 0.24	7.50 ± 0.24	1.61 ± 0.24	16
^{12}C	13.60 ± 0.42			6
^{12}C	16.17 ± 0.18	10.51 ± 0.34	1.54 ± 0.05	28
^{16}O	18.10 ± 0.85			21
^{24}Mg	23.63 ± 0.48	15.34 ± 0.48	1.61 ± 0.22	16
^{24}Mg	19.50 ± 0.50	16.80 ± 1.50	1.21 ± 0.05	32
^{24}Mg	19.50 ± 0.50	19.23 ± 0.22	1.01 ± 0.05	Present work
^{28}Si	19.85 ± 0.45			6
^{28}Si	18.20 ± 0.40	18.80 ± 0.80	1.00 ± 0.10	32
^{28}Si	21.85 ± 0.70	14.09 ± 0.70	1.55 ± 0.09	17
^{28}Si	20.60 ± 0.63			22
^{28}Si	19.04 ± 0.50	18.80 ± 0.80	0.97 ± 0.03	Present work

4. Variation of the dispersion with the average compound multiplicity

To investigate the dependence of the dispersion $D(n_c)$ in the nucleus-nucleus collisions at a given projectile energy, the experimental data given in Table 1 were used. A plot of $D(n_c)$ as a function of average compound multiplicity $\langle n_c \rangle$, is shown in Figure 2. From this figure one can see that the $D(n_c)$ increases linearly with $\langle n_c \rangle$. By the least squares method, the following relation has been obtained and is found to fit the experimental data points quite satisfactorily:

$$D(n_c) = (0.67 \pm 0.02) \langle n_c \rangle + (-0.41 \pm 0.20).$$

In the high energy nucleus-nucleus collisions, the relation between the dispersion and the average value of the shower particles has been studied. Moreover, the relation between the dispersion and the average multiplicity of the sum of the grey and shower particles, taken together per interaction have been investigated by several physicists [14-21].

Figure 3 is a plot of D as a function of the average number of the shower multiplicities and the compound multiplicities for the cases of ^{24}Mg and ^{28}Si interactions with emulsion. A linear dependence of D upon the average number is obtained irrespective of any specific form of the distribution of multiplicity. From the figure, one can see that D is linearly related to $\langle n_s \rangle$ and $\langle n_c \rangle$ and this means that the grey particles are of special interest due to the fact that they are emitted during, or shortly after, the passage of the leading particle.

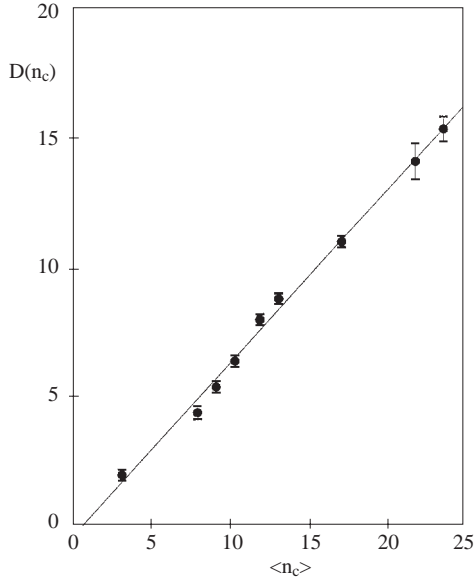


Figure 2. Dependence of the dispersion $D(n_c)$ on the average of the compound multiplicity.

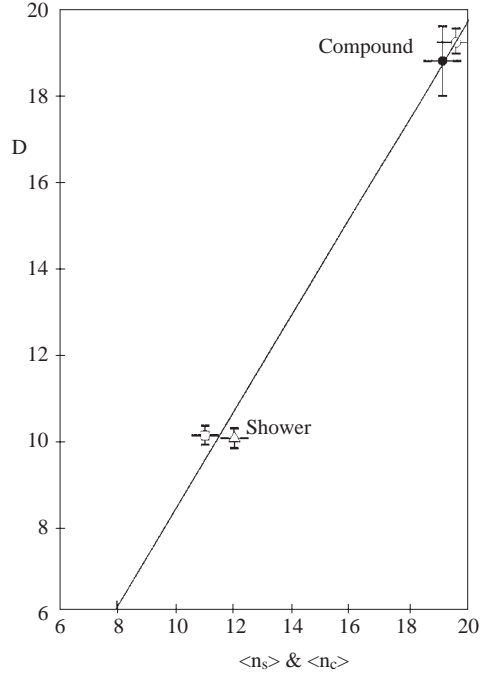


Figure 3. Variation of the dispersion D with the average shower and compound multiplicity for ^{24}Mg and ^{28}Si with emulsion at 4.5A GeV/c [\square ^{24}Mg , \triangle ^{28}Si] for shower multiplicity, [\square ^{24}Mg , \bullet ^{28}Si] for compound multiplicity.

In Figure 4, we have plotted $\langle n_c \rangle (\sigma_n/\sigma_{in})$ versus $n_c/\langle n_c \rangle$ where $\langle n_c \rangle$ is the average compound multiplicity, σ_n is the particle cross-section for producing n_c compound multiplicity and σ_{in} is the total inelastic cross-section. The histograms were obtained from the experimental data for ^{24}Mg and ^{28}Si interactions with emulsion at 4.5A GeV/c. It can be seen that the experimental data obtained from these two different types of nucleus-nucleus interactions at the same incident momentum per nucleon can be fitted to a single universal Koba-Nelson-Olesen [29] scaling function (KNO) using the following equation:

$$\psi(z) = \langle n_c \rangle (\sigma_n/\sigma_{in}) = (2.52Z + 3.09Z^3 - 3.29Z^5 + 1.04Z^7)e^{-4.08Z}, \quad (1)$$

where $Z = n_c/\langle n_c \rangle$. From this figure one may see that the experimental data agree fairly well with the universal curve which may be fitted by KNO scaling given in eq. (1).

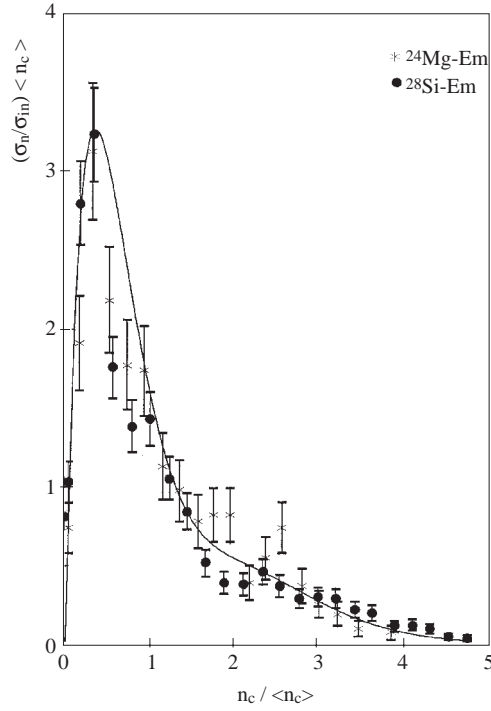


Figure 4. Dependence of $(\sigma_n/\sigma_{in}) \langle n_c \rangle$ on $n_c / \langle n_c \rangle$ for 4.5A GeV/c ^{24}Mg and ^{28}Si interactions with emulsion. The curve is the result of the fitting of experimental data by KNO scaling formula.

5. Dependence of the average compound multiplicity $\langle n_c \rangle$ on the Target and Projectile Masses

The identification of the target nuclei in the nuclear emulsion is not easy since the medium has a complex composition and a variety of nuclei like H, CNO and AgBr are present. Generally, one classifies the events with light targets as H- events, those with medium targets as CNO- events and those with heavy targets as AgBr- events. The same procedure as that described in ref. [30] has been used to separate the ^{24}Mg and ^{28}Si interactions into collisions with H, CNO and AgBr, emulsion nuclei. The average compound multiplicity for the charged secondary particles emitted in the spallation of nuclei with different masses by ^{24}Mg and ^{28}Si nuclei are listed in Table 2. From this table, one can see that the average value of the compound multiplicity increases rapidly with increasing target nucleus mass. However, the ratio $\langle n_c \rangle / D(n_c)$, within statistical errors, increases slowly with increasing the target mass. This observation agrees with the results obtained by Khan et al. [28]. The dependence of $\langle n_c \rangle$ on the target mass A_t is displayed in Figure (5.a); the value of $\langle n_c \rangle$ is also found to increase with the increase

of the target mass. The experimental data, shown in Figure (5.a), may be fitted quite satisfactorily with a relation of the form :

$$\langle n_c \rangle = 2.61 \pm 0.14 A_t^{0.49 \pm 0.01}$$

$$\langle n_c \rangle = 2.77 \pm 0.18 A_t^{0.48 \pm 0.01}$$

for ^{24}Mg and ^{28}Si , respectively.

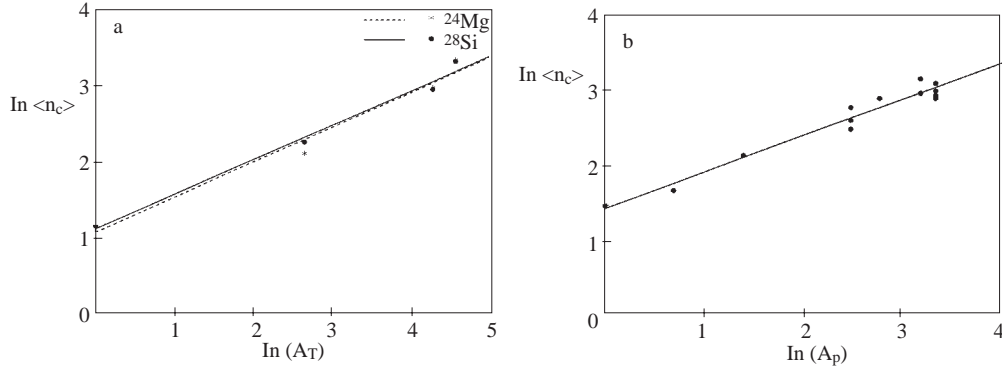


Figure 5. Dependence of $\langle n_c \rangle$ in nucleus-emulsion collisions at 4.5A GeV/c on a) the mass of the target b) the mass of the projectile

Table 2. The mean value of $\langle n_c \rangle$, $D(n_c)$ and $\langle n_c \rangle / D(n_c)$ for the interactions of ^{12}C [28], ^{24}Mg and ^{28}Si nuclei with emulsion, also with the separate emulsion groups of nuclei (H, CNO, AgBr).

Group	$\langle n_c \rangle$	$D(n_c)$	$\langle n_c \rangle / D(n_c)$
$^{12}\text{C} + \text{H}$	3.29 ± 0.26	2.01 ± 0.21	1.64 ± 0.21
$^{12}\text{C} + \text{CNO}$	9.27 ± 0.23	3.88 ± 0.21	2.39 ± 0.14
$^{12}\text{C} + \text{Em}$	16.17 ± 0.18	10.51 ± 0.34	1.54 ± 0.05
$^{12}\text{C} + \text{AgBr}$	23.19 ± 0.29	9.09 ± 0.40	2.55 ± 0.14
$^{24}\text{Mg} + \text{H}$	3.22 ± 0.22	2.99 ± 0.13	1.07 ± 0.18
$^{24}\text{Mg} + \text{CNO}$	8.28 ± 0.35	7.21 ± 0.24	1.14 ± 0.16
$^{24}\text{Mg} + \text{Em}$	19.50 ± 0.50	19.23 ± 0.22	1.01 ± 0.05
$^{24}\text{Mg} + \text{AgBr}$	28.06 ± 0.60	11.29 ± 0.42	2.48 ± 0.14
$^{28}\text{Si} + \text{H}$	3.21 ± 0.25	3.20 ± 0.17	1.00 ± 0.03
$^{28}\text{Si} + \text{CNO}$	9.60 ± 0.39	6.66 ± 0.28	1.44 ± 0.05
$^{28}\text{Si} + \text{Em}$	19.04 ± 0.50	18.80 ± 0.80	0.97 ± 0.03
$^{28}\text{Si} + \text{AgBr}$	27.43 ± 0.67	11.99 ± 0.47	2.28 ± 0.15

Using the data of Table 1, the dependence of the compound multiplicity on the projectile mass A_P has been investigated. In Figure (5.b), the dependence of $\langle n_c \rangle$ on the

projectile mass A_P is shown. It may be observed from the figure that $\langle n_c \rangle$ increases rapidly with increasing projectile mass. It has been observed that the empirical relation:

$$\langle n_c \rangle = \alpha A_P^\beta \quad (2)$$

represents the experimental data points satisfactorily. The values of the two parameters α and β are found to be (4.26 ± 0.67) and (0.48 ± 0.02) , respectively. The value of the parameter β as reported by Singh et al. [17] is (0.47 ± 0.02) in agreement with the value obtained in the present work.

6. Compound Multiplicity Correlations

The study of the compound multiplicity correlations in the heavy-ion interactions has been carried out by several authors [15-17] but not all the possible multiplicity correlations have been studied. Therefore, an attempt was made to investigate the compound multiplicity correlations in the 4.5A GeV/c for ^{24}Mg and ^{28}Si with emulsion nuclei. The variations of $\langle n_c \rangle$ with n_g , n_b and n_h are exhibited in Figure 6. It can be observed that $\langle n_c \rangle$ increases linearly with n_g , n_b and n_h . Furthermore, from the study of $\langle n_c \rangle$ as a function of n_b , n_g and n_h , the following relations have been obtained using the least-square fits for the ^{24}Mg nuclei with emulsion:

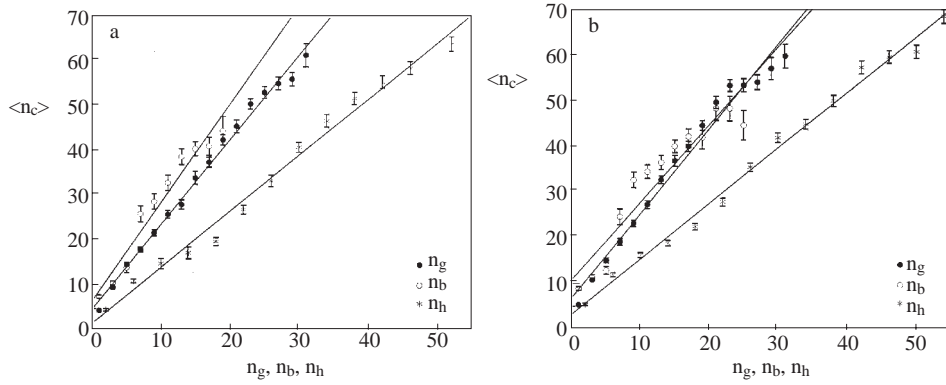


Figure 6. Variations of the average compound multiplicity $\langle n_c \rangle$ with the grey tracks multiplicities ($\bullet n_g$), the black tracks multiplicities ($\circ n_b$) and the heavily ionizing track multiplicities ($* n_h$) for a) ^{24}Mg and b) ^{28}Si with emulsion at 4.5A GeV/c.

$$\langle n_c \rangle = (1.89 \pm 0.10)n_g + (4.89 \pm 0.40) \quad (3)$$

$$\langle n_c \rangle = (2.19 \pm 0.12)n_b + (6.74 \pm 0.41) \quad (4)$$

$$\langle n_c \rangle = (1.25 \pm 0.04)n_h + (1.69 \pm 0.60) \quad (5)$$

and for the ^{28}Si nuclei with emulsion, the equations representing these fits are as follows:

$$\langle n_c \rangle = (1.84 \pm 0.08)n_g + (6.77 \pm 0.12) \quad (6)$$

$$\langle n_c \rangle = (1.68 \pm 0.10)n_b + (10.74 \pm 0.22) \quad (7)$$

$$\langle n_c \rangle = (1.21 \pm 0.05)n_h + (3.22 \pm 0.59). \quad (8)$$

Also, from Figure 6, it can be seen that the dependence of $\langle n_c \rangle$ on n_g , n_b and n_h is strong in the cases of heavy-ion interactions, however, this dependence becomes weak in the case of proton-nucleus collisions [16,31]. The results of the linear fits of the data are given in Table 3. It can be observed that the values of the slope in the case of $\langle n_c \rangle - n_b$ correlation are almost of the same order.

Table 3. Values of the slope for the average compound multiplicity using $\langle n_c \rangle = a + kn_i$.

Projectile	n_i	k	Ref.
^{12}C	n_g	1.51 ± 0.07	28
^{24}Mg	–	1.89 ± 0.10	Present work
^{28}Si	–	2.77 ± 0.10	18
^{28}Si	–	1.84 ± 0.08	Present work
p	n_b	0.32 ± 0.04	16
^{12}C	–	2.00 ± 0.16	16
^{12}C	–	2.49 ± 0.10	28
^{24}Mg	–	2.10 ± 0.12	16
^{24}Mg	–	2.19 ± 0.12	Present work
^{28}Si	–	1.68 ± 0.10	Present work
p	n_h	0.32 ± 0.23	16
^{12}C	–	0.93 ± 0.12	16
^{12}C	–	0.94 ± 0.04	28
^{24}Mg	–	1.21 ± 0.04	Present work
^{28}Si	–	1.22 ± 0.06	Present work

Conclusion

The main conclusions which can be drawn from the present study of the nucleus-nucleus interactions at 4.5A GeV/c for ^{24}Mg and ^{28}Si are as follows:

1. The compound multiplicity distribution and the average compound multiplicity $\langle n_c \rangle$ depend on the target and projectile mass.
2. The value of the ratio $\langle n_c \rangle / D(n_c)$ is independent of the mass of the projectile.
3. The parameter $D(n_c)$ is found to increase linearly with $\langle n_c \rangle$ in the same way as that observed in the case of the dependence of $D(n_s)$ on $\langle n_s \rangle$. This is in accordance with the predictions of KNO scaling.
4. The compound multiplicity distributions for the ^{24}Mg and ^{28}Si interactions obey KNO scaling.
5. The value of the inclination coefficient, in the case of compound multiplicity, is independent of the mass of the projectile.

6. It has been observed that the value of $\langle n_c \rangle$ depends strongly on n_b in the case of the nucleus-nucleus interactions, whereas this dependence is weak for the proton-nucleus collisions

References

- [1] J. Boguta, *Phys. Lett.* **B 109**, 251 (1982).
- [2] I. Otterlund, E. Stenlund, B. Anderson, *et. al.*, *Nucl. Phys.* **B 142**, 445 (1978).
- [3] B. Anderson, I. Otterlund and E. Stenlund, *Phys. Lett.* **73 B**, 343 (1978).
- [4] E. Stenlund and I. Otterlund, *Nucl. Phys.* **B 198**, 407 (1982).
- [5] P. L. Jain, K. Sengupta and G. Singh, *Phys. Rev.* **C 44**, 844 (1991).
- [6] T. Ahmad and M. Irfan, *Nuovo. Cim.* **106 A**, 171 (1993).
- [7] A. Dabrowska, *et al.*, *INP Krakow Report* No. 1617/PH (1993).
- [8] R. Holynski, *Nucl. Phys.* **A 566**, 191C (1994).
- [9] M. El-Nadi, *et. al.*, *Nuovo. Cim.* **108 A**, 87 (1995).
- [10] M. K. Hegab and J. Hüfner, *Phys. Lett.* **105 B**, 103 (1981).
- [11] M. K. Hegab and J. Hüfner, *Nucl. Phys.* **A 384**, 353 (1982).
- [12] W. Q. Chao, M. K. Hegab and J. Hüfner, *Nucl.Phys.* **A 395**, 482 (1983).
- [13] P.L. Jain, K. Sengupta and G. Singh, *Nuovo. Cim.* **99 A**, 9 (1988).
- [14] A. Jurak and A. Linscheid, *Acta. Phys. Pol.* **B 6**, 875 (1979).
- [15] D. Ghosh, J. Roy and R. Sengupta, *Nucl. Phys.* **A 468**, 719 (1987).
- [16] D. Ghosh, A. Mukhopadhyaya, A. Ghosh, and R. Sengupta, *Nucl. Phys.* **A 499**, 850 (1989).
- [17] B. K. Singh, I. D. Ojha and S. K. Tuli, *Proc. DAE Symposium on Nuclear Physics*, Bhabha Atomic Research Centre, Bombay, India, **35 B**, 400 (1992).
- [18] AABDDKLMTU-B Collaboration, *Z. Phys.* **A 302**, 133 (1981).
- [19] E.S. Basova, G. M. Chernov, K. G. Gulamo, U. G. Gulayamov, and B. G. Rokhimbaev, *Z. Phys.* **A 287**, 393 (1978).
- [20] DGKLMTN Collaboration, JINR Dubna Comm. P. 1-8313 (1974).
- [21] V. A. Antonchich, *et al.*, *Sov. J. Nucl. Phys.* **39**, 774 (1984).
- [22] M. A. Nasr and H. Khushnood, *Int. J. Mod. Phys.* **A 9**, 5145 (1994).

- [23] C.F. Powell, P. H. Fowler and D. H. Perkins, *Study of Elementary Particles by Photographic method* (New York: Pergamon Press)p.587 (1959).
- [24] A. EL-Naghy, *et al.*, *Nuovo Cim.* , **107 A**, 279 (1994).
- [25] W. H. Barkas, *Nuclear Research Emulsion I* (New York: Academic Press) p.388 (1963).
- [26] N. P. Andreeva, *et al.*, *JINR Dubna Preprint P1-86-828* (1986).
- [27] M. S. Khan, H. Khushnood, A. R. Ansari, and Q. N. Usmani, *Nuovo. Cim.* **108 A**, 147 (1995).
- [28] M. S. Khan, *et al.*, *Can. J. Phys.* **75**, 1 (1997).
- [29] Z.Koba, *et al.*, *Nucl. Phys.* **B 40**, 317 (1972).
- [30] M. A. Jilany, N. N. Abd-Allah and A. Abd-El Daim, *Int. J. Mod. Phys.* **E - 4(4)**, 815 (1995).
- [31] D. Ghosh, *et al.*, *Had. J. Phys.* **5**, 163 (1980).
- [32] A. El- Naghy, *et al.*, *Tr. J. Phys.* **19**, 1170 (1995).