

1-1-2001

## The Temperature Dependence of Dark Conductivity in Hydrogenated Amorphous SiN<sub>x</sub> Films

HÜSEYİN TOLUNAY

İLKER AY

Follow this and additional works at: <https://journals.tubitak.gov.tr/physics>



Part of the [Physics Commons](#)

---

### Recommended Citation

TOLUNAY, HÜSEYİN and AY, İLKER (2001) "The Temperature Dependence of Dark Conductivity in Hydrogenated Amorphous SiN<sub>x</sub> Films," *Turkish Journal of Physics*: Vol. 25: No. 3, Article 6. Available at: <https://journals.tubitak.gov.tr/physics/vol25/iss3/6>

This Article is brought to you for free and open access by TÜBİTAK Academic Journals. It has been accepted for inclusion in Turkish Journal of Physics by an authorized editor of TÜBİTAK Academic Journals. For more information, please contact [academic.publications@tubitak.gov.tr](mailto:academic.publications@tubitak.gov.tr).

# The Temperature Dependence of Dark Conductivity in Hydrogenated Amorphous $SiN_x$ Films

Hüseyin TOLUNAY, İlker AY

Hacettepe University, Department of Physics Engineering,  
06532-Beytepe, Ankara-TURKEY

Received 25.01.2001

## Abstract

Thin film samples of hydrogenated amorphous silicon nitride with varying nitrogen content were prepared by conventional plasma deposition from a mixture of  $SiH_4$  and  $NH_3$ . The dark conductivity ( $\sigma_d$ ) of the films have been measured in the temperature range 420 K - 100 K. The conductivity is thermally activated with a single activation energy down to 250 K and conduction is dominated by electrons in extended states. A strong decrease is observed in  $\sigma_d$  when the nitrogen content is increased.

**Key Words:** A. Dark Conductivity; B. Activation energy; C. Pre-exponential factor D. Hydrogenated amorphous silicon nitride

## 1. Introduction

Hydrogenated amorphous silicon based alloys, such as a- $Si_{1-x}C_x:H$  and a- $SiN_x:H$ , are important materials in electronic devices. The hydrogenated silicon-nitrogen alloys (a- $SiN_x:H$ ) can be prepared by sputtering silicon in an ammonia containing atmosphere by chemical vapour deposition (CVD) of  $SiH_4 - NH_3$  gas mixtures at high temperatures or by plasma deposition (PD) from  $SiH_4 - NH_3$  or  $SiH_4 - N_2$  gas mixtures at lower temperatures. PD silicon nitride is used as the gate dielectric in a- $Si:H$  based thin film transistors (TFT) while CVD silicon nitride is used as a storage medium in metal-nitride-oxide-semiconductor (MNOS) devices [1].

The temperature dependence of the dark conductivity of amorphous silicon and its alloys can be written by a general expression of the form

$$\sigma_d = \sigma_{01} \exp\left(-\frac{E_1}{kT}\right) + \sigma_{02} \exp\left(-\frac{E_2}{kT}\right) + \sigma_{03} \exp\left(-\left(\frac{T_0}{T}\right)^{1/4}\right) \quad (1)$$

where the first term is due to conduction in extended states at the high temperatures. The activation energy,  $E_a (=E_1)$  is given by

$$E_a = E_C - E_F \quad (2)$$

where  $E_C$  defines the mobility edge in the conduction band of the amorphous semiconductor films and  $E_F$  is the energy of the fermi level in darkness. The second term dominant in the intermediate temperature region, represents electron transport in the band tails below  $E_C$ . The third term is the variable-range hopping conductivity at low temperatures derived by Mott [2].

In this study, the dark conductivity of the a- $SiN_x:H$  films, which are prepared by plasma deposition of  $SiH_4$  and  $NH_3$  gas mixtures in a capacitively coupled RF plasma reactor, have been investigated as a function of temperature. The influence of nitrogen ratio on the dark conductivity ( $\sigma_d$ ), the activation energy ( $E_a$ ) and the conductivity pre-exponential factor ( $\sigma_0$ ) have also been studied.

## 2. Experimental Method

Films of a- $SiN_x:H$  used in this study were prepared at Hacettepe University by glow-discharge decomposition of  $SiH_4 - NH_3$  gas mixtures in a capacitively coupled RF plasma reactor [3]. The films were deposited on Corning 7059 glass substrates which were kept at  $\sim 300^\circ C$  and their thickness was  $\sim 1\mu m$ . The thickness of the film was determined from the optical transmission measurements using the method described by Swanepoel [3,4]. The other deposition parameters, the RF power and the gas pressure were 5 W and 200 mTorr, respectively. The flow rate of  $SiH_4$  and  $NH_3$  gases was controlled by a flowmeter and a needle valve. Evaporated Al electrodes separated by 100  $\mu m$  were used for conductivity measurements. The current in all experiments was measured with a Keithley 619 electrometer under the electric field  $10^3$  V/cm in the temperature ranges of 420 K - 100 K.

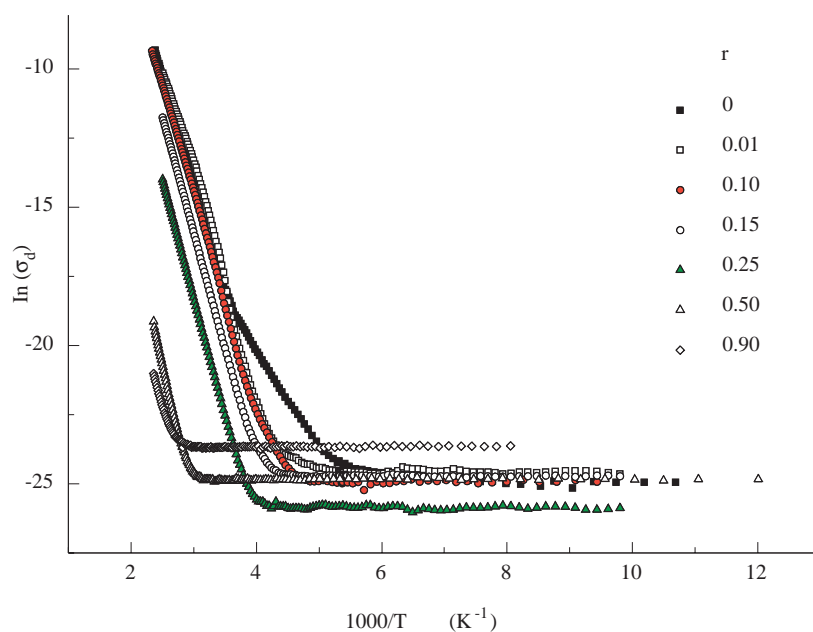
In this study, the nitrogen concentration in the a- $SiN_x:H$  films has been given as the ratio of  $NH_3$  in the  $SiH_4 - NH_3$  gas mixture, and it is denoted by  $r$ . Therefore, the  $r$  ratio, which is defined as

$$r = \frac{[P_{NH_3}]}{[P_{NH_3}] + [P_{SiH_4}]} \quad (3)$$

has been taken as a deposition parameter and kept constant during a film preparation process.

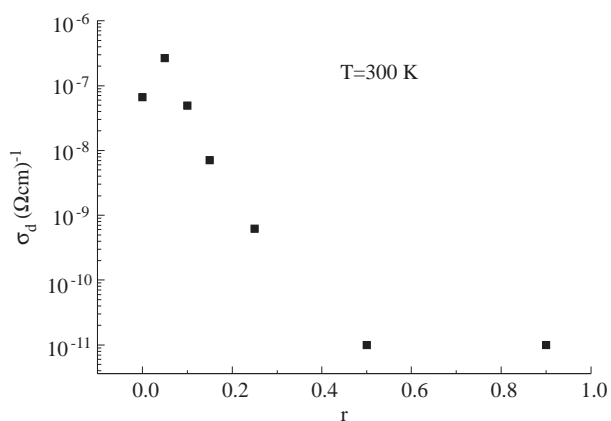
## 3. Experimental Results and Discussion

Figure 1 illustrates temperature dependence of the dark conductivity of a- $SiN_x:H$  films corresponding to the  $r$  values shown.  $\sigma_d$  of the samples prepared with  $r \leq 0.25$  was linear for temperatures in the range from 420 K to 250 K, indicating a well-defined activation energy for each sample.



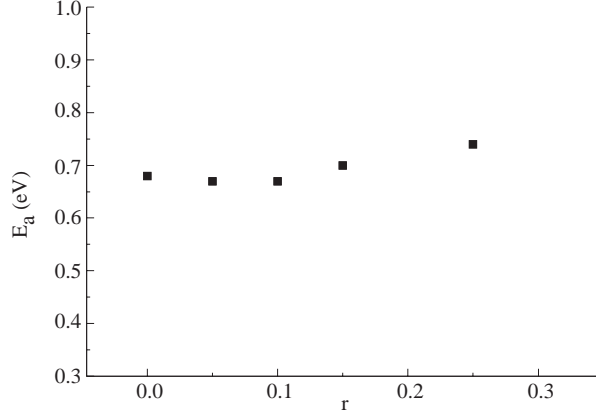
**Figure 1.** Temperature dependence of the dark conductivity for various nitrogen content.

The variation of the room-temperature conductivity with gas ratio  $r$  is given in Figure 2. As  $r$  is increased from zero the conductivity rises by nearly one order of magnitude and a maximum of  $\sim 3 \cdot 10^{-7} (\Omega \cdot \text{cm})^{-1}$  is reached at  $r=0.05$ . With a further increase in  $r$ , conductivity falls rapidly to  $6 \cdot 10^{-10} (\Omega \cdot \text{cm})^{-1}$  at  $r=0.25$ . The samples prepared with  $r \geq 0.5$  conductivity was independent on temperature and these samples became insulator.



**Figure 2.** Room temperature dark conductivity as a function of the nitrogen ratio.

Figure 3 shows the dependence of the conductivity activation energy on gas ratio.  $E_a$  remains constant for values of  $r$  between 0 and 0.10. Above  $r = 0.10$  the activation energy increases slowly.



**Figure 3.** Activation energy for conduction as a function of the nitrogen ratio.

As shown in Table 1 the conductivity pre-exponential factor  $\sigma_0$  ( $=\sigma_{01}$ ) is roughly independent of gas ratio for  $r \leq 0.10$  with  $\sigma_0 \sim 10^4$  ( $\Omega\text{cm}$ ) $^{-1}$ . Above  $r = 0.10$  the  $\sigma_0$  decreases to  $\sim 10^3$  ( $\Omega\text{cm}$ ) $^{-1}$ . For all samples  $\sigma_d$ (T=300K),  $E_a$  and  $\sigma_0$  values are given in Table 1.

**Table 1.** For all samples nitrogen ratios ( $r$ ), pre-exponential factors ( $\sigma_0$ ), activation energies ( $E_a$ ) and room temperature conductivities ( $\sigma_d$ ).

<i>Sample</i>	$r$	$\sigma_0$ ( $\Omega\text{cm}$ ) $^{-1}$	$E_a$ (eV)	$\sigma_d$ ( $\Omega\text{cm}$ ) $^{-1}$ T=300K
S112	0.00	$1.63 \times 10^4$	0.68	$6.62 \times 10^{-8}$
NH111	0.05	$1.72 \times 10^4$	0.67	$2.67 \times 10^{-7}$
NH122	0.10	$1.38 \times 10^4$	0.67	$4.90 \times 10^{-8}$
NH151	0.15	$5.60 \times 10^3$	0.70	$7.10 \times 10^{-9}$
NH131	0.25	$1.64 \times 10^3$	0.74	$6.22 \times 10^{-10}$
NH141	0.50	-	-	$\sim 10^{-11}$
NH83	0.90	-	-	$\sim 10^{-11}$

From these experimental results, we see that for the samples prepared with  $r \leq 0.25$  except  $r=0$  the conductivity is thermally activated with a single activation energy down to 250 K. We have found that  $E_a = 0.67$ - 0.74 eV in the high and intermediate temperature range. These results indicate that the conduction is dominated by electrons in extended states. Below 250 K, the dark conductivity is independent on temperature. Therefore, for a- $\text{SiN}_x$ :H samples, only the first term in equation (1) is significant. This observation

is consistent with the dark conductivity measured by Dunnett et al. [5], Herak et al. [6] and Pietruszko et al. [7].

Tolunay et al. [8] reported that the temperature dependence of dark conductivity in  $a\text{-Si}_{1-x}\text{C}_x\text{:H}$  films shows two different conduction regimes. In the case of  $a\text{-SiN}_x\text{:H}$  films only one activation energy region is observed in the same temperature range. In  $a\text{-Si}_{1-x}\text{C}_x\text{:H}$  the conductivity data breaks approximately at 350 K showing two different activation energy regions.

#### 4. Conclusions

PD  $a\text{-SiN}_x\text{:H}$  films were prepared at 300°C from  $\text{SiH}_4$  -  $\text{NH}_3$  gas mixtures, and the dark conductivity of the films have been measured in the temperature range 420 K - 100 K. The experimental results obtained in this investigation are summarized as follows:

- 1) As nitrogen content  $r$  increases, a gradual increase in dark conductivity is observed for a very small nitrogen content ( $r=0.05$ ).  $\sigma_d$  rapidly decreases with further increase in  $r$ .
- 2) Activation energy  $E_a$  is roughly independent of nitrogen content for  $r \leq 0.10$
- 3) The conductivity pre-exponential factor  $\sigma_0$  is independent of gas ratio for  $r \leq 0.10$
- 4) Extended-state conduction predominates in the temperature range 250 K < T < 420 K with a single activation energy.

#### References

- [1] Roberstson, *J. Phil. Mag.* **B**, **63** (1991) 47.
- [2] Mott, N.F. *Phil. Mag.*, **19** (1969) 835.
- [3] Ay, I., Ms. Thesis, Department of Physics Engineering, Hacettepe University, 2000
- [4] Swanepoel, R. *J. Phys. E: Sci. Instrum.*, **19** (1984) 1214.
- [5] Dunnett, B. et al., *Phil. Mag. B*, **53** (1986) 159.
- [6] Herak, T.V. et al., *J. Non- Crystalline Solids*, **69** (1984) 39.
- [7] Pietruszko, S.M. et al., *Phil. Mag.* **B**, **43** (1981) 357.
- [8] Tolunay, H. et al., *Tr. J. Physics*, **14** (1990) 386.