

1-1-2011

Analysis of airborne pollen grains in Kırklareli

PERİHAN ERKAN

ADEM BIÇAKCI

MEHMET AYBEKE

HULUSİ MALYER

Follow this and additional works at: <https://dctubitak.researchcommons.org/botany>



Part of the [Botany Commons](#)

Recommended Citation

ERKAN, PERİHAN; BIÇAKCI, ADEM; AYBEKE, MEHMET; and MALYER, HULUSİ (2011) "Analysis of airborne pollen grains in Kırklareli," *Turkish Journal of Botany*. Vol. 35: No. 1, Article 6. <https://doi.org/10.3906/bot-0903-1>

Available at: <https://dctubitak.researchcommons.org/botany/vol35/iss1/6>

This Article is brought to you for free and open access by TÜBİTAK Academic Journals. It has been accepted for inclusion in Turkish Journal of Botany by an authorized editor of TÜBİTAK Academic Journals.

Analysis of airborne pollen grains in Kırklareli

Perihan ERKAN^{1,*}, Adem BIÇAKCI¹, Mehmet AYBEKE², Hulusi MALYER¹

¹Department of Biology, Faculty of Science, University of Uludağ, Bursa - TURKEY

²Department of Biology, Faculty of Science, University of Trakya, Edirne - TURKEY

Received: 04.03.2009

Accepted: 04.10.2010

Abstract: A continuous aeropalynological survey of the atmosphere of Kırklareli was carried out from January 2002 to December 2003 by means of the gravimetric method using Durham apparatus. Weekly pollen grains in per cm² were calculated. During these 2 years, a total of 11,758 pollen grains were recorded. Pollen fall in the years 2002-2003 comprised grains belonging 46 taxa. Of these taxa, 26 belonged to arboreal and 20 taxa non-arboreal plants. In 2002, 6011 pollen grains and, in 2003, 5747 pollen grains were recorded. Total pollen grains consisted of 71.02% grains from arboreal plants, 28.93% grains from non-arboreal plants, and 0.05% unidentified pollen grains. Pollen from the following taxa were also found to be prevalent in the atmosphere of Kırklareli: *Pinus* spp., Cupressaceae/Taxaceae, Gramineae, *Quercus* spp., Chenopodiaceae/Amaranthaceae, *Plantago* spp., *Platanus* spp., *Aesculus* spp., *Xanthium* spp., *Fagus* spp., *Robinia* spp., Urticaceae, *Betula* spp., and Oleaceae, *Artemisia* spp. A total of 64.95% pollen grains appeared during April to June. The pollen calendar for the region presented in this paper may be useful for allergologists to make an exact diagnosis.

Key words: Turkey, Kırklareli, pollen calendar, aeropalynology

Kırklareli atmosferindeki polenlerin analizi

Özet: Kırklareli ilinde Ocak 2002 ve Aralık 2003 yılları arasında yapılan iki yıllık gravimetric yöntemle dayalı aeropalinolojik araştırmada Durham Cihazı kullanılmıştır. Araştırmada haftalık olarak cm²'ye düşen polen sayısı hesaplanmıştır. İki yıl boyunca toplam 11,758 adet polen tanesi kayıt edilmiştir. 2002 ve 2003 tarihleri arasında 46 aksone ait polen sayılmış ve bu taksonların 26 tanesi odunsu bitkilere, 20 tanesi ise otsu bitkilere ait olarak gözlenmiştir. 2002 yılında toplam 6011 adet polen ve 2003 yılında toplam 5747 adet polen kayıt edilmiştir. İki yıllık çalışmada toplam polen miktarının %71,02' si odunsu bitkilere, %28,93' ü otsu bitkilere ve %0,05' i ise tanımlanamayan bitkilere ait olarak gözlenmiştir. Kırklareli atmosferinde en yoğun görülen polen taksonları sıralanacak olursa; *Pinus* spp., Cupressaceae/Taxaceae, Poaceae, *Quercus* spp., Chenopodiaceae/Amaranthaceae, *Plantago* spp., *Platanus* spp., *Aesculus* spp., *Xanthium* spp., *Fagus* spp., *Robinia* spp., Urticaceae, Betulaceae, Oleaceae, *Artemisia* spp. dir. Maksimum polen sezonu ise %64,95 ile Nisan ve Mayıs aylarında görülmüştür. Bölgenin polen takviminin hazırlanması allerji uzmanlarına tanı koymalarında yardımcı olacaktır.

Anahtar sözcükler: Türkiye, Kırklareli, polen takvimi, aeropalinoloji

* E-mail: perihanerkan@uludag.edu.tr

Introduction

Airborne pollen grains are important aeroallergens. When released by sources in sufficient amounts, allergenic pollen may evoke allergic responses in the sensitive patients, leading to allergic rhinitis and asthma. The highest risk to sensitized individuals is during the flowering periods of plants. Determining the pollen types and their concentration in the atmosphere of highly populated cities is therefore very important. These data prove helpful in the treatment of patients suffering from such diseases. It is a well known fact now that pollen grains of several plant taxa, such as *Alnus* spp., Cupressaceae, *Quercus* spp., *Platanus* spp., *Juglans* spp., Moraceae, *Pinus* spp., *Fraxinus* spp., *Acer* spp., *Corylus* spp., Gramineae, Chenopodiaceae/Amaranthaceae, Urticaceae, Compositae, *Plantago* spp., *Artemisia* spp., *Rumex* spp., and Umbelliferae have allergic effects (asthma, hay fever etc.) on humans (Levetin & Buck, 1980; Bousquet et al., 1984; Eriksson et al., 1984; D'Amato & Spiekma, 1990; Spiekma, 1990). For this reason, airborne pollen grains have been evaluated all over the world for several years by various studies to determine their dispersal (Koivikko et al., 1986; Romano et al., 1988; Kasprzyk, 1996; Bicakci et al., 1997-1999; Abreu et al., 2003; Ballero & Maxia, 2003; Puc, 2003; Carinanos et al., 2004; Celenk & Bicakci, 2005; Peternel et al., 2005; Bicakci, 2006; Garcia-Mozo et al., 2006; Rezanejad, 2008; Nautiyal et al., 2009; Celenk et al., 2010). In addition, pollen calendars are important for studies on phenology, ecology, pollination biology, etc.

The aim of this study was to determine pollen grains and changes in pollen fall per cm² weekly, monthly, and annually. The pollen calendar for the region presented in this paper may be useful for allergologists to establish an exact diagnosis.

Materials and methods

Kırklareli is situated at 41°14'-42°00'N and 26°53'-23°13'E in the north-west of Turkey at an altitude of 203 m above sea level. Kırklareli has both Mediterranean and Middle European climate generally. The most frequent winds are from the

north-east with an average 0.85 m/s, an average annual mean temperature of 13.1 °C, a mean rainfall of 549 mm/year, and a mean humidity of 70.2%.

Vegetation north and east of the city is composed of large-leafed woods: *Quercus cerris* L. var. *cerris*, *Q. frainetto* Ten, *Q. pubescens* Wild., *Q. robur* L. subsp. *robur*, *Juglans regia* L., *Carpinus betulus* L., and *Tilia tomentosa*. In other regions, the most common trees and shrubs are *Abies bornmüelleriana* Mattf., *Acer regundo* L., *Aesculus hippocastanum* L., *Ailanthus altissima* (Miller) Swingle., *Alnus glutinosa* (L.) Gaertn., *Betula pendula* Roth., *Carpinus orientalis* Miller., *Cornus mas* L., *Corylus avellana* L., *Cupressus sempervirens* L., *Fagus orientalis* L., *Fraxinus ornus* L. subsp. *ornus*, *Morus alba* L., *Pinus nigra* L. subsp. *pallasiana* (Lamb.) Holmboe, *Pinus brutia* Ten., *Picea abies* (L) Karst., *Platanus orientalis* L., *Populus alba* L., *Robinia pseudoacacia* L., *Salix babylonica* L., *Salix alba* L., *Sambucus nigra* L., *Taxus baccata* L., *Tilia argentea* Desf. ex DC, and *Ulmus glabra* Huds.

In addition to the natural vegetation around Kırklareli, the following species are frequently seen in the parks, gardens, and streets of the city: *Pinus nigra* L., *Pinus pinea* L., *Platanus orientalis* L., *Populus* spp., *Robinia pseudoacacia* L., *Aesculus* spp., *Acer* spp., *Fraxinus* spp., *Salix* spp., *Tilia* spp., and *Forsythia* spp.

In this study, the gravimetric method was used. The Durham apparatus was placed on the office roof, at the height of 10 m above ground level. All sides of the roof were open to air flow, and surrounding the roof there are no high buildings blocking air flow. Slides placed on the Durham apparatus were changed weekly.

Before exposure, the slides were covered with glycerin jelly mixed with basic fuchsin (Charpin & Surinyach, 1974). The slides were examined under a light microscope weekly. The grains were identified and counted at genus level in most cases, and at family level in the rest. The grains that could not be identified were considered unidentified types. The number of pollen grains was expressed as grains per square centimetre of microscope cover glass (22 × 22 mm).

Results and discussion

A total of 11,758 pollen grains from 46 taxa, 6011 in 2002 and 5747 in 2003, were identified in the atmosphere of Kırklareli during this 2-year period. The results of pollen count for both years are shown in Table 1. The counts include over 46 different pollen types (26 AP and 20 NAP). A total of 8350 pollen grains were found as AP (71.02%), 3402 as NAP (28.93%), and as 6 unidentified (0.05%). A total of 64.95% pollen grains appeared during April to June (Figure 1, Table 2).

In the atmosphere of Kırklareli, arboreal pollen types were dominant (Figure 1). At the investigated site, a smaller number of pollen grains belonging to arboreal taxa were counted in 2003 than in 2002 in February and March. This was a result of differences in pollen grain numbers of Cupressaceae/Taxaceae between these 2 years (Figure 1). The frequency of arboreal pollen grains generally depends on the distribution and density of the local vegetation and rate of pollen production. According to other studies carried out in Europe, arboreal pollen types are also dominant in Zonguldak, Turkey (94.00%) (Kaplan, 2004), Fethiye-Muğla, Turkey (89.62%) (Bilişik et al.,

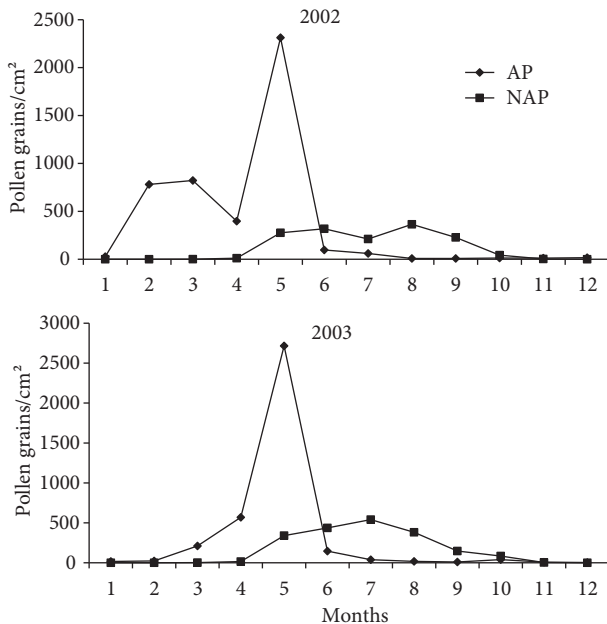


Figure 1. Monthly total variation in arboreal (AP) and non-arboreal pollen grains (NAP) in the atmosphere of Kırklareli (2002-2003).

Table 1. Annual totals of pollen counts for Kırklareli, 2002-2003.

	2002	2003	2002-2003	%
<i>Acer</i>	17	18	35	0.30
<i>Aesculus</i>	151	64	215	1.83
<i>Ailanthus</i>	42	54	96	0.82
<i>Alnus</i>	27	27	54	0.46
<i>Betula</i>	24	109	133	1.13
<i>Carpinus</i>	9	22	31	0.26
<i>Castanea</i>	0	2	2	0.02
<i>Cedrus</i>	15	24	39	0.33
<i>Corylus</i>	24	20	44	0.37
Cup./Tax.	1578	524	2102	17.88
Ericaceae	3	8	11	0.09
<i>Fagus</i>	110	72	182	1.55
<i>Fraxinus</i>	52	61	113	0.96
<i>Juglans</i>	30	20	50	0.43
<i>Morus</i>	3	29	32	0.27
Oleaceae	77	49	126	1.07
<i>Ostrya</i>	16	69	85	0.72
<i>Pinus</i>	1895	1298	3193	27.16
<i>Platanus</i>	50	196	246	2.09
<i>Populus</i>	14	6	20	0.17
<i>Quercus</i>	303	938	1,241	10.55
<i>Robinia</i>	55	93	148	1.26
Rosaceae	16	26	42	0.36
<i>Salix</i>	11	30	41	0.35
<i>Tilia</i>	16	22	38	0.32
<i>Ulmus</i>	16	15	31	0.26
Total (AP)	4554	3796	8350	71.02
<i>Artemisia</i>	41	79	120	1.02
Cyperaceae	7	6	13	0.11
<i>Centaurea</i>	6	8	14	0.12
Che./Amar.	269	247	516	4.39
Compositae	47	56	103	0.88
Cruciferae	36	66	102	0.87
Gramineae	574	1028	1602	13.62
<i>Helianthus</i>	12	10	22	0.19
<i>Humulus</i>	12	19	31	0.26
Labiatae	7	2	9	0.08
Leguminosae	5	8	13	0.11
<i>Luzula</i>	1	1	2	0.02
<i>Plantago</i>	120	186	306	2.60
Rubiaceae	7	3	10	0.09
<i>Rumex</i>	40	68	108	0.92
<i>Taraxacum</i>	11	10	21	0.18
<i>Typha</i>	12	21	33	0.28
Umbelliferae	19	25	44	0.37
Urticaceae	85	49	134	1.14
<i>Xanthium</i>	143	56	199	1.69
Total NAP	1454	1948	3402	28.93
Unidentified	3	3	6	0.05
TOTAL	6011	5747	11,758	100.00

Table 2. The highest pollen concentrations in consecutive months and their yearly composition (%), Kırklareli, Turkey.

	JAN	FEB	MAR	APR	MAY	JUN	JUL	AU.	SEP.	OCT	NOV	DEC	TOTAL
<i>Pinus</i>	-	-	0.04	0.67	25.16	0.84	0.23	0.13	0.09	-	-	-	27.16
Cupress./Taxa.	0.35	6.02	7.78	2.52	0.56	0.10	0.06	0.03	0.03	0.15	0.12	0.15	17.88
Gramineae	-	-	0.02	0.10	3.23	3.91	3.51	1.70	0.74	0.36	0.05	-	13.62
<i>Quercus</i>	-	-	0.09	1.74	8.64	0.05	-	-	-	-	-	-	10.52
Cheno./Amaranth.	-	-	-	-	0.07	0.07	0.72	2.43	0.95	0.14	-	-	4.39
<i>Plantago</i>	-	-	-	-	0.31	1.15	0.69	0.41	0.04	-	-	-	2.60
<i>Platanus</i>	-	-	0.01	0.05	1.98	0.05	-	-	-	-	-	-	2.09
<i>Aesculus</i>	-	-	-	1.11	0.72	-	-	-	-	-	-	-	1.83
<i>Xanthium</i>	-	-	-	-	-	-	0.02	0.94	0.69	0.05	-	-	1.69
<i>Fagus</i>	-	-	-	0.20	1.34	0.01	-	-	-	-	-	-	1.55
<i>Robinia</i>	-	-	-	-	1.18	0.08	-	-	-	-	-	-	1.26
Urticaceae	-	-	-	0.01	0.67	0.24	0.13	0.02	0.07	0.01	-	-	1.14
<i>Betula</i>	-	0.13	0.08	0.14	0.78	-	-	-	-	-	-	-	1.13
Oleaceae	-	-	-	0.08	0.05	0.42	0.48	0.05	-	-	-	-	1.07
<i>Artemisia</i>	-	-	-	-	-	0.02	0.43	0.26	0.24	0.08	-	-	1.02
Total	0.35	6.15	8.01	6.63	44.70	6.93	6.27	5.95	2.85	0.79	0.17	0.15	88.95
<i>Others</i>	0.02	0.69	0.79	1.81	3.31	1.55	0.95	0.60	0.48	0.73	0.05	0.01	11.00
Unidentified	-	-	-	-	-	0.02	0.02	0.01	-	0.00	-	-	0.05
TOTAL	0.37	6.84	8.80	8.44	48.01	8.50	7.24	6.57	3.33	1.52	0.22	0.16	100.00

2008), İzmir, Turkey (84.05%) (Güvensen & Öztürk, 2003), Finland (82%) (Koivikko et al., 1986), Yalova, Turkey (80.50%) (Altunoğlu et al., 2008), Bursa, Turkey (78.61%) (Bıçakçı et al., 2003), İstanbul European part, Turkey (77.72%) (Çelenk et al., 2010), Ankara, Turkey (76.00%) (İnceoğlu et al., 1994), Burdur, Turkey (76.1%) (Bıçakçı et al., 2000), İstanbul Asian part, Turkey (75.61%) (Çelenk et al., 2010), Bartın, Turkey (72.81%) (Kaya & Aras, 2004), Edirne, Turkey (71.81%) (Bıçakçı et al., 2004), Balıkesir, Turkey (70.92%) (Bıçakçı & Akyalçın, 2000), Perugia (71%) and Ascoli Piceno (55%) (Romano et al., 1988), Tekirdağ, Turkey (64.08%) (Erkan et al., 2010), Afyon, Turkey (69.67%) (Bıçakçı et al., 2002), and Sakarya, Turkey (69.45%) (Bıçakçı, 2006).

The main pollen producers in the atmosphere of Kırklareli were the following arboreal plants: *Pinus* spp., Cupressaceae/Taxaceae, *Quercus* spp., *Platanus* spp., *Aesculus* spp., *Fagus* spp., *Robinia* spp., *Betula* spp., and Oleaceae. They form 64.52% of the total pollen fall (Table 1, Figure 2).

From herbaceous plants, Gramineae, Chenopodiaceae/Amaranthaceae, *Plantago* spp., *Xanthium* spp., Urticaceae, and *Artemisia* spp. were found frequently in the atmosphere of Kırklareli making up 24.46% of the total pollen fall (Table 1, Figure 2).

The earliest pollen grains in the atmosphere of Kırklareli were noted in January (Figure 1, Table 2). In January, pollen grains of Cupressaceae/Taxaceae, *Alnus* spp., and *Corylus* spp. were recorded. The number of pollen grains increased from February to April and reached its maximum level in May (48.01%) (Table 2). *Pinus* spp. (25.16%), *Quercus* spp. (8.64%), Gramineae (3.23%), *Platanus* spp. (1.98%), *Fagus* spp. (1.34%), and *Robinia* spp. (1.18%) produced high amounts of pollen in the atmosphere throughout their pollination period and formed 40% of the total pollen grains in May (Table 2).

From June, the pollen grains of weeds became dominant, but the amount of pollen was lower than in springtime. The reason for this decrease was

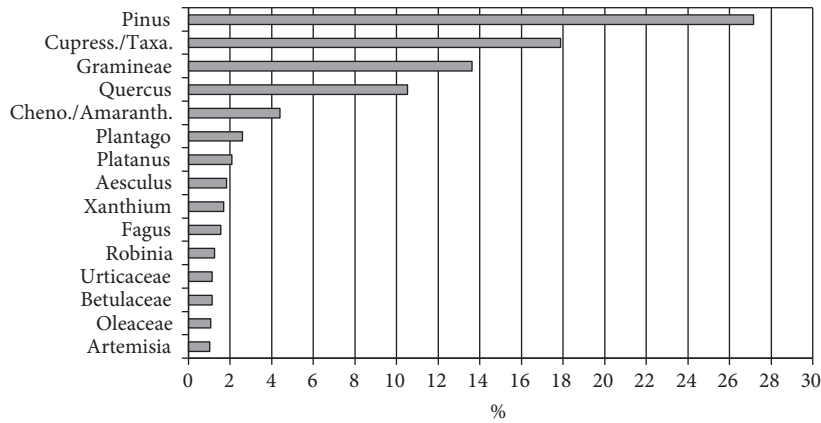


Figure 2. Total biannual percentage values of the main pollen types in the atmosphere of Kırklareli.

associated with the end of the pollination periods of many arboreal plants which produced and released high amounts of pollen grains into the atmosphere (Figure 1, Table 2). In June Gramineae, *Plantago* spp., *Pinus* spp., and Oleaceae; in July Gramineae, Chenopodiaceae/Amaranthaceae, *Plantago* spp., and Oleaceae; in August and September, Chenopodiaceae/Amaranthaceae, Gramineae, and *Xanthium* spp.; in October, Gramineae, Cupressaceae/Taxaceae, and Chenopodiaceae/Amaranthaceae; in November, Cupressaceae/Taxaceae and Gramineae; and in December, Cupressaceae/Taxaceae were recorded as dominant taxa (Table 2).

The types of pollen grains present in the atmosphere of Kırklareli are shown in the form of a pollen calendar based on the counts made in 2002-2003 (Figure 3). The following taxa (15 taxa) produced the greatest amounts of pollen grains in the atmosphere of Kırklareli (Figure 2, Table 2).

***Pinus* spp.** Pollen season started in the 3rd week of March (12th week), maximum between 18th week and the 22nd week of the year, and continued to occur in the last week of September (39th week). The total number in 2002 was 1895 while it was 1298 in 2003. Pollen grains of this genus constituted 27.16% of total pollen in the atmosphere of Kırklareli (Tables 1-2, Figures 2-3).

Cupressaceae/Taxaceae Pollen grains of these taxa constituted 17.88% of total pollen in the atmosphere of Kırklareli. Pollen grains were recorded during all

months of the year. The total number in 2002 was 1578 and 524 in 2003 (Tables 1-2, Figures 2-3).

Gramineae Pollen production continued from the 3rd week of March (12th week) to the last week of the November (48th week). Pollen grains of this family constituted 13.62% of total pollen in the atmosphere of Kırklareli. The highest value was noted in the 3rd week of May and 2nd week of June, 3rd and 4th weeks of June, 2nd and 3rd weeks of July, and 1st and 2nd weeks of August. The total number in 2002 was 574 while it was 1028 in 2003 (Tables 1-2, Figures 2-3).

***Quercus* spp.** Pollen season started in the 2nd week of March (11th week) and ended in the 3rd week of June (25th week). The highest count was recorded between the 17th week and the 21st week. The total number in 2002 was 303 while it was 938 in 2003. Pollen grains of this genus constituted 10.55% of total pollen in the atmosphere of Kırklareli (Tables 1-2, Figures 2-3).

Chenopodiaceae/Amaranthaceae Pollen grains of these taxa constituted 4.39% of total pollen in the atmosphere of Kırklareli. Pollen production continued from the 1st week of May and the last week of October (44th week). The highest count was recorded between the 32nd week and the 37th week. The total number in 2002 was 269 while it was 247 in 2003 (Tables 1-2, Figures 2-3).

***Plantago* spp.** Pollen season started in the 1st week of May (18th week) and ended in the 3rd week of September (38th week). The highest values were noted between the 21st week and the 22nd week.




Figure 3. Pollen calendar for Kırklareli (2002-2003).

Pollen grains of this genus constituted 2.60% of total pollen in the atmosphere of Kırklareli. The total number in 2002 was 120 while it was 186 in 2003 (Tables 1-2, Figures 2-3).

Platanus spp. Pollen production continued from the 4th week of March (13th week) to the 2nd week of the June (24th week). The highest count was recorded in the 2nd and 3rd week of May. Pollen grains of this

genus constituted 2.09% of total pollen in the atmosphere of Kırklareli. The total number in 2002 was 50 while it was 196 in 2003 (Tables 1-2, Figures 2-3).

Aesculus spp. Pollen grains of this genus constituted 1.83% of total pollen in the atmosphere of Kırklareli. Pollen season started in the 3rd week of April and ended in the 1st week of June. The highest value was noted in the last week of April. The total number in 2002 was 151 while it was 64 in 2003 (Tables 1-2, Figures 2-3).

Xanthium spp. Pollen season started in the 4th week of July (30th week) and ended in the 4th week of October (43rd week). The highest count was recorded in the last week of August (35th week). Pollen grains of this genus constituted 1.69% of total pollen in the atmosphere of Kırklareli. The total number in 2002 was 143 while it was 56 in 2003 (Tables 1-2, Figures 2-3).

Fagus spp. Pollen production continued from the 2nd week of April and ended in the 2nd week of June (24th week). The highest counts were recorded in the 1st and 2nd week of May. Pollen grains of this genus constituted 1.55% of total pollen in the atmosphere of Kırklareli. The total number in 2002 was 110 while it was 72 in 2003 (Tables 1-2, Figures 2-3).

Robinia spp. Pollen grains of this genus constituted 1.26% of total pollen in the atmosphere of Kırklareli. Pollen season started in the 2nd week of May and ended in the 3rd week of June. The highest value was recorded in the 2nd week of May. The total number in 2002 was 55 while it was 93 in 2003 (Tables 1-2, Figures 2-3).

Urticaceae Pollen season started in the 1st week of May (18th week) and ended in the 1st week of October (40th week). The highest count was recorded between 18th week and the 20th week. Pollen grains of this family constituted 1.14% of total pollen in the atmosphere of Kırklareli. The total number in 2002 was 85 while it was 49 in 2003 (Tables 1-2, Figures 2-3).

Betula spp. Pollen production continued from the 1st week of February and ended in the 3rd week of May (20th week). The highest value was recorded in the 1st week of May (18th week). Pollen grains of this family constituted 1.13% of total pollen in the atmosphere of Kırklareli. The total number in 2002 was 24 while it was 109 in 2003 (Tables 1-2, Figures 2-3).

Oleaceae Pollen grains of this family constituted 1.07% of total pollen in the atmosphere of Kırklareli. Pollen season started in the 2nd week of April (15th week) and ended in the last week of August (35th week). The highest count was recorded in the 1st and 2nd weeks of June and in the 1st week of July (27th week). The total number in 2002 was 77 while it was 49 in 2003 (Tables 1-2, Figures 2-3).

Artemisia spp. Pollen season started in the 3rd week of June (25th week) and ended in the last week of October. The highest count was recorded in the 3rd and 4th weeks of July (29th and 30th weeks) and in the 1st and 2nd week of August (32nd and 33rd weeks). Pollen grains of this genus constituted 1.02% of total pollen in the atmosphere of Kırklareli. The total number in 2002 was 41 while it was 79 in 2003 (Tables 1-2, Figures 2-3).

Some important allergenic pollens such as *Pinus* spp., Cupressaceae/Taxaceae, *Platanus* spp., *Salix* spp., *Juglans* spp., *Fraxinus* spp., *Fagus* spp., *Ulmus* spp., *Ailanthus* spp., *Alnus* spp., Gramineae, Chenopodiaceae/Amaranthaceae, *Plantago* spp., *Artemisia* spp., and *Xanthium* spp. were also found in high concentrations in Kırklareli (Levetin & Buck, 1980; Bousquet et al., 1984; Eriksson et al., 1984; Chapman, 1986; D'Amato & Spiekma, 1990; Spiekma, 1990; Gioulekas et al., 1991; Spiekma et al., 1991; Obtulowicz et al., 1996; Anand & Pawan, 2003). In Europe, the dominant airborne species have been determined to be Gramineae, *Alnus*, *Artemisia*, *Urtica*, and *Betula* in Leiden, the Netherlands (Spiekma, 1990; Jager et al., 1991); Gramineae, Urticaceae, Oleaceae, and *Artemisia* in Ascoli Piceno, Italy (Romano et al., 1988); *Betula*, *Pinus*, *Alnus*, *Platanus*, and *Plantago* in Brussels, Belgium (Spiekma, 1990; Jager et al., 1991); Cupressaceae, Gramineae, *Quercus*, and *Plantago* in Montpellier, France (Spiekma, 1990); Pinaceae, *Alnus*, *Betula*, *Quercus*, Gramineae, and *Artemisia* in Jyväskylä, Finland (Koivikko et al., 1986); *Alnus*, *Betula*, Gramineae, and *Corylus* in Ostrowiec Swietokrzyski, Poland (Kasprzyk, 1996); and *Betula*, *Quercus*, Gramineae, and Urticaceae in Vienna, Austria (Jager et al., 1991). The airborne pollen types mentioned above are responsible for many cases of pollinosis in Europe.

Conclusion

Pollen grains of 46 taxa were identified during the years 2002-2003 in the atmosphere Kırklareli, of which 15 formed about 88.99% of the total pollen spectrum (Tables 1-2, Figure 2). In the region investigated, pollen grains were recorded all year round and reached their maximum levels in May (Table 2, Figure 1). The pollen calendar for the region presented in this paper may be useful for prospective

visitors in timing their visit to the city, and may also help allergologists in establishing an exact diagnosis.

Acknowledgements

The authors would like to thank Naci Gürbüz (Meteorology Manager of Kırklareli) and Lab. Tec. Hulusi Özay (Atatürk Soil Research Institute of Kırklareli).

References

- Abreu I, Ribeiro H & Cunha M (2003). An aeropalynological study of the Porto region (Portugal). *Aerobiologia* 19: 235-241.
- Altunoglu MK, Bicakci A, Celenk S, Canitez Y, Malyer H & Sapan N (2008). Airborne pollen grains in Yalova, Turkey, 2004. *Biologia* 63: 658-663.
- Anand BS & Pawan K (2003). Aeroallergens in clinical practise of allergy in India. An overview. *Ann Agric Environ Med* 10: 131-136.
- Ballero M & Maxia A (2003). Pollen spectrum variation in the atmosphere of Cagliari, Italy. *Aerobiologia* 19: 251-259.
- Bicakci A, Malyer H & Sapan N (1997). Airborne pollen concentration in Görükle campus (Bursa) 1991,1992. *Turk J Bot* 21:145-153.
- Bicakci A, Benlioglu ON & Erdoğan D (1999). Airborne pollen concentration in Kütahya. *Turk J Bot* 23: 75-81.
- Bicakci A & Akyalcin H (2000). Analysis of airborne pollen fall in Balıkesir, Turkey. 1996-1997. *Ann Agric Environ Med* 7: 5-10.
- Bicakci A, Akkaya A, Malyer H, Turgut E & Sahin U (2000). Airborne pollen grains of Burdur, Turkey. *Acta Bot Sin* 42: 864-867.
- Bicakci A, Ergun S, Tatlıdil S, Malyer H, Ozyurt S, Akkaya A & Sapan N (2002). Airborne pollen grains of Afyon, Turkey. *Acta Bot Sin* 44: 1371-1375.
- Bicakci A, Tatlıdil S, Sapan N, Malyer H & Canitez Y (2003). Airborne pollen grains in Bursa, Turkey, 1999-2000. *Ann Agric Environ Med* 10: 31-36.
- Bicakci A, Olgun G, Aybeke M, Erkan P & Malyer H (2004). Analysis of airborne pollen fall in Edirne, Turkey. *Acta Bot Sin* 46: 1149-1154.
- Bicakci A (2006). Analysis of airborne pollen fall in Sakarya, Turkey. *Biologia* 61: 457-461.
- Bilişik A, Bicakci A, Malyer H & Sapan N (2008). Analysis of airborne pollen spectrum in Fethiye-Mugla, Turkey. *Fresenius Environmental Bulletin* 17: 640-646.
- Bousquet J, Cour P, Guerin B & Michel FB (1984). Allergy in the Mediterranean area. I. Pollen counts and pollinosis of Montpellier. *Clin Allergy* 14: 249-258.
- Carinanos P, Galan C, Alcázar P & Domínguez E (2004). Airborne pollen records response to climatic conditions in arid areas of Iberian Peninsula. *Environ Experi Bot* 52: 11-22.
- Celenk S & Bicakci A (2005). Aerobiological investigation in Bitlis, Turkey. *Ann Agric Environ Med* 12: 87-93.
- Celenk S, Bicakci A, Tamay Z, Guler N, Altunoglu MK, Canitez Y, Malyer H, Sapan N & Ones U (2010). Airborne pollen in European and Asian parts of Istanbul. *Environ Monit Assess* 164: 391-402.
- Chapman JA (1986). Aeroallergens of Southeastern Missouri, USA. *Grana* 25: 235-246.
- Charpin J & Surinyach R (1974). *Atlas of European Allergenic Pollen*. Paris: Sandoz Editions.
- D'Amato G & Spieksma FThM (1990). Allergenic pollen in Europea. *Grana* 30: 67-70.
- Eriksson NE, Wihl JA, Arrendal H & Strandhede SO (1984). Tree pollen allergy. *Allergy* 39: 610-617.
- Erkan P, Bıçakçı A & Aybeke M (2010). Analysis of airborne pollen fall in Tekirdag, Turkey. *Asthma Allergy Immunol* 8: 46-54.
- Garcia-Mozo H, Perez-Badia R, Fernandez-Gonzalez F & Galan C (2006). Airborne pollen sampling in Toledo, Central Spain. *Aerobiologia* 22: 55-66.
- Gioulekas D, Chatzigeorgiou G, Lylogiannis S, Papakosta D, Mpalafoutis C & Spieksma FThM (1991). *Olea europea* 3-year pollen record in the area of Thessaloniki, Greece and its sensitizing significance. *Aerobiologia* 7: 57-61 .
- Guvensen A & Ozturk M (2003). Airborne pollen calendar of Izmir-Turkey. *Ann Agric Environ Med* 10: 37-44.
- Inceoglu O, Pinar NM, Şakıyan N & Sorkun K (1994). Airborne pollen concentration in Ankara, Turkey 1990-1993. *Grana* 33: 158-161.
- Jager S, Spieksma FThM & Noland N (1991). Fluctations and trends in airborne concentrations of some abundant pollen types, monitored at Vienna, Leiden and Brussels. *Grana* 30: 309-312.
- Kaplan A (2004). Airborne pollen grains in Zonguldak, Turkey, 2001-2002. *Acta Bot Sin* 46: 668-674.

- Kasprzyk I (1996). Palynological analysis of airborne pollen fall in Ostrowiec 'Swietokrzyski in 1995. *Ann Agric Environ Med* 3: 83-86.
- Kaya Z & Aras A (2004). Airborne pollen calendar of Bartın-Turkey. *Aerobiologia* 20: 63-67.
- Koivikko A, Kupias R, Makinen Y & Pohjola A (1986). Pollen season: forecasts of the most important allergenic plants in Finland. *Allergy* 41: 233-242.
- Levetin E & Buck P (1980). Hay fever plants in Oklahoma. *Ann Allergy* 45: 26-32.
- Nautiyal BP, Nautiyal MC, Khanduri VP & Rawat N (2009). Floral Biology of *Aconitum heterophyllum* Wall.: A Critically Endangered Alpine Medicinal Plant of Himalaya, India. *Turk J Bot* 33: 13-20.
- Obtulowicz K, Kotlinowska T, Stobiecki M, Dechnik K, Obtulowicz A, Manecki A, Marszalek M & Schejbal-Chwastek M (1996). Environmental air pollution and pollen allergy. *Ann Agric Environ Med* 3: 131-138.
- Peternel R, Culig J, Mitic B, Hrga I & Vukuskic I (2005). Airborne pollen specktra at three sites inland Croatia, 2003. *Bot Bull Acad Sin* 46: 53-59.
- Puc M (2003). Characterisation of pollen allergens. *Ann Agric Environ Med* 10: 143-149.
- Rezanejad F (2008). The structure and ultra structure of anther epidermis and pollen in *Lagerstroemia indica* L. (Lythraceae) in response to air pollution. *Turk J Bot* 32: 35-42.
- Romano B, Mincigrucci G, Frenguelli G & Bricchi E (1988). Airborne pollen content in the atmosphere of Central Italy (1982-1986). *Experientia* 44: 625-629.
- Spieksma FThM (1990). Pollinosis in Europe: new observations and developments. *Rev Paleobot Palynol* 64: 35-40.
- Spieksma FThM, Nolard N & Jager S (1991). Fluctuations and trends in airborne concentrations of some abundant pollen types, monitored at Vienna, Leiden and Brussels. *Grana* 30: 309-312.