

1-1-2021

The effect of H_2SO on the sulfation of Havelock limestone under oxy-fuel conditions in athermogravimetric analyser

MURAT VAROL

EDWARD JOHN ANTHONY

ARTURO MACCHI

Follow this and additional works at: <https://journals.tubitak.gov.tr/chem>

 Part of the [Chemistry Commons](#)

Recommended Citation

VAROL, MURAT; ANTHONY, EDWARD JOHN; and MACCHI, ARTURO (2021) "The effect of H_2SO on the sulfation of Havelock limestone under oxy-fuel conditions in athermogravimetric analyser," *Turkish Journal of Chemistry*. Vol. 45: No. 2, Article 17. <https://doi.org/10.3906/kim-2008-4>
Available at: <https://journals.tubitak.gov.tr/chem/vol45/iss2/17>

This Article is brought to you for free and open access by TÜBİTAK Academic Journals. It has been accepted for inclusion in Turkish Journal of Chemistry by an authorized editor of TÜBİTAK Academic Journals. For more information, please contact academic.publications@tubitak.gov.tr.

The effect of H₂O on the sulfation of Havelock limestone under oxy-fuel conditions in a thermogravimetric analyser

Murat VAROL^{1,2} , Edward John ANTHONY^{3,4,*} , Arturo MACCHI⁵ 

¹Department of Environmental Engineering, Middle East Technical University, Ankara, Turkey

²Department of Environmental Engineering, Akdeniz University, Antalya, Turkey

³Natural Resources Canada, CanmetENERGY, Ottawa, Canada

⁴Cranfield University, Cranfield, Bedfordshire, United Kingdom

⁵Department of Chemical and Biological Engineering, University of Ottawa, Ottawa, Canada

Received: 17.08.2020 • Accepted/Published Online: 19.01.2021 • Final Version: 28.04.2021

Abstract: A gas mixture representing oxy-fuel combustion conditions was employed in a thermogravimetric analyser to determine the effect of water vapor and SO₂ concentration on limestone sulfation kinetics over the temperature range of 800 to 920 °C. Here, experiments used small samples of particles (4 mg), with small particle sizes ($d_p < 38 \mu\text{m}$) and large gas flow rates (120 mL/min@ NTP) in order to minimize mass transfer interferences. The gas mixture contained 5000 ppm_v SO₂, 2% O₂, and the H₂O content was changed from 0% to 25% with the balance CO₂. When water vapor was added to the gas mixture at lower temperatures (800–870 °C), the limestone SO₂ capture efficiency increased. However, as the temperature became higher, the enhancement in total conversion values decreased. As expected, Havelock limestone at higher temperatures (890 °C, 920 °C, and 950 °C) experienced indirect sulfation and reacted at a faster rate than for lower temperatures (800–870 °C) for direct sulfation over the first five minutes of reaction time. However, the total conversion of Havelock limestone for direct sulfation was generally greater than for indirect sulfation.

Key words: Oxy-fuel combustion, sulfation, limestone, water vapor

1. Introduction

Oxy-fuel combustion is one of the methods available for carbon capture and storage (CCS). While the primary purpose of oxy-fuel combustion is to produce a nearly pure CO₂ stream to reduce the cost of CO₂ capture, the technology also offers the possibility of building smaller plants with a possible saving of around 30% of capital cost [1]. Oxy-fuel combustion also offers a number of additional advantages including the fact that the NO_x emissions are smaller for a given thermal input of fuel. Due to its advantages, oxy-fuel combustion is one of the most promising technology for CCS [1–6], moreover the possibility of carrying out cocombustion with biomass, may also offer the possibility of negative CO₂ emissions via the so called bio-energy with carbon capture and storage (BECCS) approach [7,8]. Biomass is assumed to be “CO₂ neutral” because it uses CO₂ in the atmosphere as a carbon source during its growth and if CO₂ released by the combustion of biomass is captured, then the CO₂ is permanently removed from the atmosphere and hence BECCS technology can achieve negative CO₂ emissions [9].

Limestone is used in order to minimize sulfur emissions from both air and oxy-fuel fired circulating fluidized bed (CFB) combustors. In air firing, sulfur removal by limestone occurs in two sequential steps: calcination (R1), sulfation (R2) [10]. For sulfur capture, under air firing it is normally assumed that limestone first calcines and then the resulting CaO reacts with SO₂ to form CaSO₄ (sulfation). Collectively, these two reactions (R1 and R2) are known as indirect sulfation. Sulfation itself is characterized by two distinct reaction regimes: a first regime in which the reaction rate is controlled by chemical kinetics and intra-pore gas diffusion and a second one where the kinetic rate drops substantially as the reaction switches to a diffusion-limited process once a product layer (CaSO₄) forms and covers the surfaces of larger pores, and plugs smaller pores due to the higher molar volume of CaSO₄. The sulfur capture efficiency for indirect sulfation is limited because of pore blockage [10–14].

* Correspondence: b.j.anthony@cranfield.ac.uk



The partial pressure of CO_2 is an important factor affecting the calcination of limestone. If the partial pressure of CO_2 in the combustion medium is high, this can prevent calcination. High CO_2 concentration in the flue gas for oxy-fuel combustion reduces the formation of CaO by reaction (R1) if the temperature in the combustor is less than the decomposition temperature of CaCO_3 [14-16]. The decomposition temperature of CaCO_3 (T , in K) can be calculated according to the formula (Eq.1) below [16]. Here, P_c in the equation is the partial pressure of CO_2 in combustion medium in units of kPa. Approximately 80% of the gas mixture in the combustor during typical oxy-fuel combustion is CO_2 (P_c is around 81 kPa). Under this condition, the decomposition temperature of CaCO_3 is about 880 °C. Below that temperature, calcination of limestone does not occur in oxy-fuel conditions. Circulating fluidized bed (CFB) combustors are generally operated around 850 °C; thus, if a typical CFB is operated at 850 °C for oxy-fuel conditions, limestone will not calcine. Therefore, sulfation will proceed through the direct reaction of CaCO_3 with SO_2 (R3), which is known as direct sulfation [17].

$$\text{Log } P_c = 9.08 - 8308/T \quad (\text{Eq.1})$$

For coal-fired CFB combustors, the flue gases usually consist of 15% CO_2 , 3%–5% O_2 , 5%–15% H_2O , and small amounts of SO_x , NO_x , with the balance N_2 . CFB technology is also often used to burn low quality fuels (high ash and high moisture). Under those conditions, moisture content in the flue gas may be even higher [10]. In the case of oxy-fuel combustion, the water vapor content also becomes extremely high in the combustor if the water vapor in the recycled flue gas is not condensed. If fuels with high H (e.g., natural gas) are burned, the water vapor content in the flue gas may even reach up to 70% for the oxy-fuel combustion in an $\text{O}_2/\text{H}_2\text{O}$ atmosphere [18-19]. Although there are some studies on sulfation of limestone under high water vapor content, disagreements regarding the mechanism responsible require further investigation [20-22]. Here, our aim is to study limestone in atmospheres containing different percentages of CO_2 , O_2 , SO_2 , and H_2O using a thermo-gravimetric analyzer (TGA) to help elucidate the sulfation mechanism.

Although the sulfation of limestone is well studied, the effect of water vapor has not yet been fully elucidated. Despite a few studies stating that sulfation rate of CaO decreased with an increase in water vapor [23], most studies suggest the opposite, namely a positive effect of water vapor on sulfation [10, 11, 17, 20, 22, 24, 25]. Some studies suggest that the transient formation of $\text{Ca}(\text{OH})_2$ promotes the sulfation reaction of the limestone [10, 17], but other studies suggest that enhanced sulfation is only effective in the diffusion-controlled stage [11, 20, 24]. Therefore, more work needs to be done on the subject to resolve this issue. Moreover, most past experiments were only conducted over a fairly narrow temperature range of 800–850 °C and the maximum percentage of water vapor was 15% [10, 11, 17, 21, 22]. This study explores the effect of high amounts of water vapor (25%) and a wider temperature range (800–950 °C). This study is expected to contribute to the literature in terms of examining the effect of water vapor on the conversion of limestone under oxy-fuel combustion conditions at high temperatures (890–950 °C).

2. Materials and methods

Gas mixtures representing typical oxy-fuel combustion conditions were introduced into the thermogravimetry a thermo-gravimetric analyzer in order to determine the effect of the amount of water vapor and SO_2 concentration in the gas mixture on limestone sulfation. Havelock limestone was used in the tests, and its composition is given in Table 1. In order to determine the effect of the water vapor on the indirect and direct sulfation of Havelock limestone, 4 mg samples of Havelock limestone were exposed to gas mixture at six different temperatures, 800 °C, 830 °C, 870 °C, 890 °C, 920 °C, and 950 °C, respectively. The gas mixture was composed of 5000 ppm_v SO_2 , 2% O_2 , and H_2O changing from 0% to 25%. The total flowrate

Table 1. Analysis of Havelock limestone (wt%).

| | | | |
|-------------------------|-------|-----------------------|-------|
| SiO_2 | 2.00 | MgO | 1.91 |
| Al_2O_3 | 0.44 | SO_3 | <0.10 |
| Fe_2O_3 | 1.47 | Na_2O | <0.20 |
| TiO_2 | <0.03 | K_2O | 0.03 |
| P_2O_5 | <0.03 | Loss of fusion | 45.21 |
| CaO | 48.81 | Sum | 99.99 |

of the gas mixture was 120 mL/min@NTP ($T = 20\text{ }^{\circ}\text{C}$, $p=101.3\text{ kPa}$) and the balance of the gas mixture was CO_2 . For the reaction kinetic studies, the smallest size particles ($<38\text{ }\mu\text{g}$), the greatest gas flow rates (120 mL/min) and small quantity of particles (4 mg) were used to minimize transport interferences. The conditions for the TGA tests are given in Table 2 below.

All experiments followed the same procedure. A known amount of sample (about 4 mg) was loaded into the TGA in a sample pan and then heated from room temperature to the final temperature at a rate of $40\text{ }^{\circ}\text{C}/\text{min}$ under an O_2/CO_2 environment. Prior to the injection of SO_2 and steam mixture to the TGA, the O_2/CO_2 ratio was adjusted according to the water vapor content in the gas mixture. Here, it was 0.021, 0.023, 0.024, 0.026, and 0.028 for the tests where the gas mixture containing 0%, 10%, 15%, 20%, and 25% H_2O respectively. Once the preset temperature was reached, the weight of the limestone was measured and when it was constant for about 10 min, SO_2 and steam mixture were simultaneously introduced to the TGA. After introducing the SO_2 and steam mixture, the sulfation of limestone particles was determined from the weight increase. The flow rate was maintained at 120 mL/min throughout the test, and sample weights and the temperature were recorded continuously [10].

The decomposition temperature of CaCO_3 during oxy-fuel combustion (80% CO_2 by volume) is calculated to be $880\text{ }^{\circ}\text{C}$ from Eq.1. It is assumed that at temperatures lower than that the decomposition temperature of CaCO_3 , limestone is not calcined during oxy-fuel combustion and that the direct reaction of CaCO_3 with SO_2 occurs according to the reaction (R3) [24]. For the tests conducted at these temperatures (800, 835 and $870\text{ }^{\circ}\text{C}$), the total conversion was calculated according to the formula (Eq.2) given below [24]. The total conversion for direct sulfation is defined as the molar ratio of CaSO_4 formed after sulfation at any time t to the initial amount of CaCO_3 in the limestone sample.

$$\text{Total conversion (\% (direct sulfation))} = \frac{(m_2 - m_1)}{m_1 * A} * \frac{MW_{\text{CaCO}_3}}{MW_{\text{CaSO}_4} - MW_{\text{CaCO}_3}} * 100 \quad (\text{Eq.2})$$

m_1 : weight of the sample just before sulfation, g

m_2 : sample mass at time t , g

A: mass fraction of CaCO_3 in the sample (assumed as 0.92), -

MW_{CaCO_3} : molecular weight of CaCO_3 , 100.09 g/mole

MW_{CaSO_4} : molecular weight of CaSO_4 , 136.14 g/mole

At temperatures higher than that the decomposition temperature of CaCO_3 , limestone decomposes to CaO during oxy-fuel combustion and then the CaO will react with SO_2 according to reaction (R2). For the tests conducted at these temperatures (890, 920, and $950\text{ }^{\circ}\text{C}$), the total conversion was calculated according to the formula (Eq.3) given below [22].

Table 2. List of TGA tests.

| # | H_2O content in the gas mixture (%)* | temperature ($^{\circ}\text{C}$) | # | H_2O content in the gas mixture (%)* | temperature ($^{\circ}\text{C}$) |
|----|--|------------------------------------|----|--|------------------------------------|
| 1 | 0.0 | 800 | 14 | 0.0 | 890 |
| 2 | 10.0 | 800 | 15 | 10.0 | 890 |
| 3 | 15.0 | 800 | 16 | 15.0 | 890 |
| 4 | 20.0 | 800 | 17 | 20.0 | 890 |
| 5 | 25.0 | 800 | 18 | 25.0 | 890 |
| 6 | 0.0 | 835 | 19 | 0.0 | 920 |
| 7 | 10.0 | 835 | 20 | 10.0 | 920 |
| 8 | 15.0 | 835 | 21 | 15.0 | 920 |
| 9 | 25.0 | 835 | 22 | 20.0 | 920 |
| 10 | 0.0 | 870 | 23 | 25.0 | 920 |
| 11 | 10.0 | 870 | 24 | 0.0 | 950 |
| 12 | 15.0 | 870 | 25 | 10.0 | 950 |
| 13 | 20.0 | 870 | 26 | 15.0 | 950 |
| | | | 27 | 20.0 | 950 |
| | | | 28 | 25.0 | 950 |

*The gas mixture was composed of 5000 ppm_v SO_2 and 2% O_2 . The rest was balanced by CO_2 .

Eq.2 can be used for indirect sulfation. In that case, the molecular weight of CaCO_3 is replaced by the molecular weight of CaO .

$$\text{Total conversion (\% (indirect sulfation))} = \frac{(m_2 - m_1)}{m_1 * A} * \frac{MW_{\text{CaO}}}{MW_{\text{CaSO}_4} - MW_{\text{CaO}}} * 100 \quad (\text{Eq.3})$$

MW_{CaO} : molecular weight of CaO , 56.08 g/mole

3. Results and discussion

The total conversion of limestone and the sulfation time for the total conversion according to the TGA temperature and $\text{H}_2\text{O}/\text{CO}_2$ ratio is given in Table 3. The total conversion for each test was calculated according to the weight of the samples measured in TGA just before the sulfation and at the end of the sulfation time. The mass fraction of CaCO_3 in the limestone sample (A in Eq.2 and Eq.3) was assumed as 0.92 for the conversion calculations but can vary considering the small size of the particles and the sample mass. Therefore, “~100” was used in Table 3 for the conversion values slightly greater than

Table 3. Total conversion of Havelock limestone according to the TGA temperature and $\text{H}_2\text{O}/\text{CO}_2$ ratio.

| T_{TGA} (°C) | H_2O (%) | $\text{H}_2\text{O}/\text{CO}_2$ (-) | Duration of sulfation (min) | Total conversion (%) | Conv. after 28 min of sulfation (%) |
|-----------------------|--------------------------|--------------------------------------|-----------------------------|----------------------|-------------------------------------|
| 800 | 0 | 0.00 | 30 | 60.6 | 59.0 |
| 800 | 10 | 0.11 | 35 | 80.9 | 72.4 |
| 800 | 15 | 0.18 | 35 | 68.8 | 62.7 |
| 800 | 20 | 0.26 | 40 | 87.2 | 72.9 |
| 800 | 25 | 0.34 | 39 | 89.9 | 79.3 |
| 835 | 0 | 0.00 | 34 | 84.7 | 79.5 |
| 835 | 10 | 0.11 | 41 | 98.3 | 84.9 |
| 835 | 15 | 0.18 | 36 | 89.0 | 81.5 |
| 835 | 25 | 0.34 | 79 | 52.2 | 38.5 |
| 870 | 0 | 0.00 | 67 | ~100.0 | 85.5 |
| 870 | 10 | 0.11 | 42 | ~100.0 | 98.7 |
| 870 | 15 | 0.18 | 37 | 95.4 | 85.4 |
| 870 | 20 | 0.26 | 41 | ~100.0 | 92.5 |
| 890 | 0 | 0.00 | 41 | 27.4 | 25.2 |
| 890 | 10 | 0.11 | 37 | 43.0 | 40.3 |
| 890 | 15 | 0.18 | 37 | 30.2 | 28.3 |
| 890 | 20 | 0.26 | 41 | 72.0 | 66.0 |
| 890 | 25 | 0.34 | 47 | 75.9 | 66.3 |
| 920 | 0 | 0.00 | 38 | 61.8 | 61.8 |
| 920 | 10 | 0.11 | 38 | 78.9 | 73.8 |
| 920 | 15 | 0.18 | 33 | 74.8 | 72.1 |
| 920 | 20 | 0.26 | 43 | 69.9 | 62.7 |
| 920 | 25 | 0.34 | 36 | 72.3 | 67.5 |
| 950 | 0 | 0.00 | 44 | 82.2 | 75.6 |
| 950 | 10 | 0.11 | 29 | ~100.0 | ~100.0 |
| 950 | 15 | 0.18 | 39 | 75.4 | 70.1 |
| 950 | 20 | 0.26 | 36 | 82.6 | 77.7 |
| 950 | 25 | 0.34 | 44 | 80.5 | 74.2 |

Conv.: Conversion

100. For the tests where the conversion was over 100% (~100), the limestone sample in the TGA slightly exceeded the mass measured just before sulfation started. This means that CaCO_3/CaO was completely converted to CaSO_4 during sulfation process.

In order to compare the conversion over the same time period, the minimum sulfation time was determined. It was 28 min for the test without water vapor at 920 °C. That time period is taken as a reference for the comparison of conversion values. The conversion values after 28 min of sulfation for each test were calculated and provided in Table 3 (6th column). When the total conversion was compared to conversion after 28 min of sulfation with respect to the water vapor content and the temperature, it can be seen that they have the same trend.

The results of the sulfation for Havelock limestone are given in Figure 1. From Figure 1a, it can be seen that the presence of the H_2O in gas mixture at 800 °C improved the conversion of limestone during the sulfation process. While the conversion after 28 min of sulfation was 59% (Table 3) without H_2O at 800 °C, 22.7%, 23.6%, and 34.4% of improvements were achieved by introducing 10%, 20% and 25% H_2O , respectively. Although there was an enhancement (6.3%) on the conversion for the test of 15% H_2O compared to without H_2O , it is less than the others. The decrease observed in the conversion by increasing the water vapor from 10% to 15% for the test conducted at 800 °C cannot be easily explained and

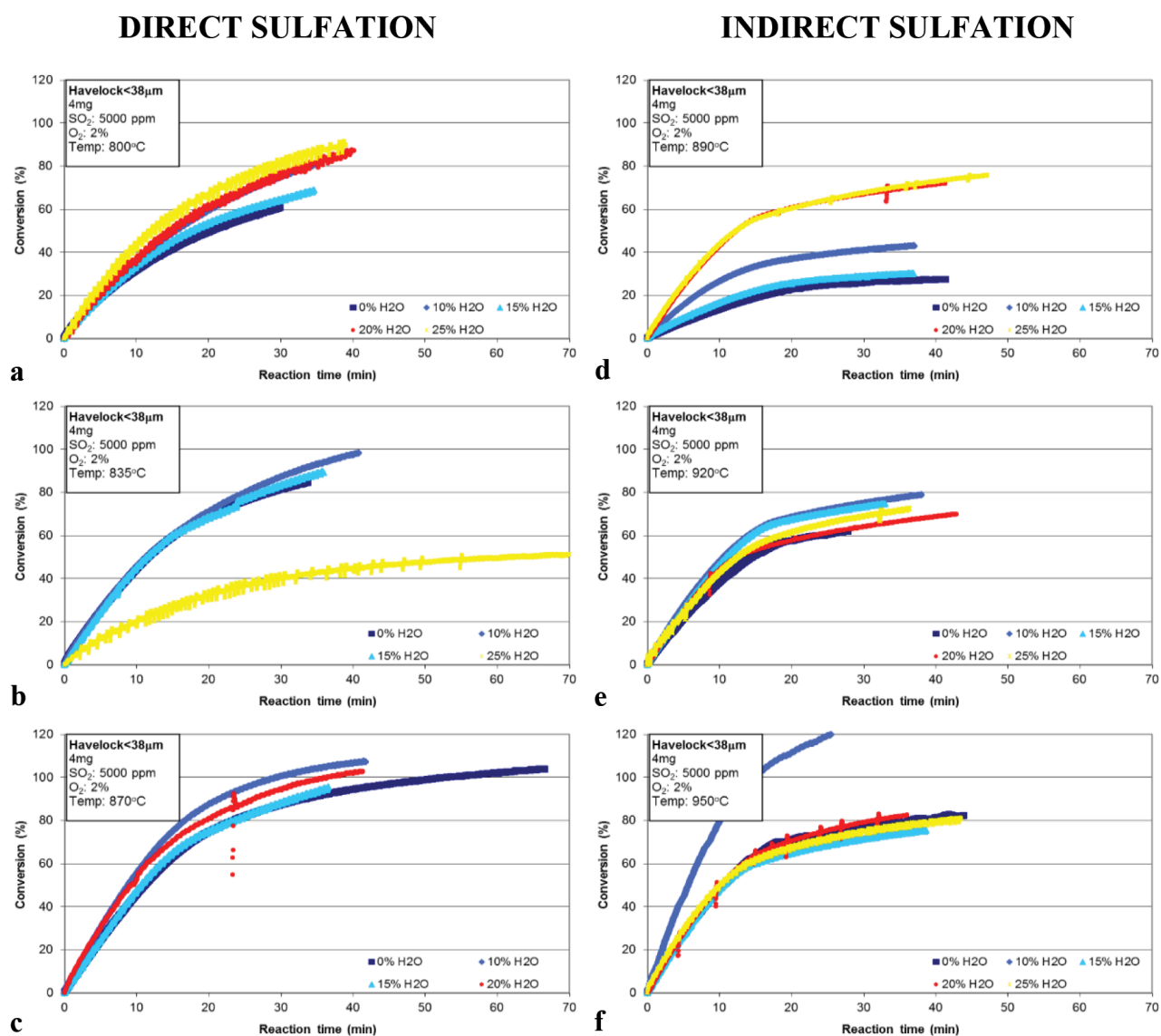


Figure 1. Effect of H_2O on direct and indirect sulfation of Havelock limestone.

may be due to experimental error. When the temperature increased to 835 °C (Figure 1b), the positive effect of H₂O on conversion can still be seen except in the case of 25% H₂O. The conversion after 28 min of sulfation was 79.5% (Table 3) without H₂O at 835 °C. With the introduction of water vapor, 6.8% and 2.5% enhancements were seen for 10% and 15% H₂O, respectively. While the conversion after 28 min of sulfation was around 80% for the tests conducted at 835 °C with 0%, 10% and 15% H₂O, it unexpectedly dropped down to 38% for 25% H₂O. There is also no apparent positive impact of H₂O on the total conversion at 870 °C (Figure 1c).

Compared to the tests where water vapor was not used, the enhancement in the conversion after 28 min of sulfation at 800 °C was as high as 34% for the gas mixture containing 25% H₂O. It was also around 8% for the gas mixture containing 10% H₂O in tests conducted at 835 °C. At 870 °C, no enhancement was observed with the addition of water vapor into the gas mixture, and even in the test without water vapor the conversion was higher than 85%. When water vapor was added to the gas mixture at all three temperatures, it was observed that SO₂ capture efficiency of limestone increased. However, as the TGA temperature increased (as the temperature approached the decomposition temperature of CaCO₃), it was seen that the effect of the water vapor decreased. This clearly indicates that the water vapor content of the flue gas must always be taken into account for the direct sulfation of limestone operating the combustion systems at oxy-fuel conditions [17,22,24].

The TGA tests were repeated using the same amount of limestone and the same gas mixtures but at higher TGA temperatures. The tests were conducted at three different temperatures, 890 °C, 920 °C and 950 °C, to investigate the effect of water vapor on indirect sulfation of limestone at high temperatures during simulated oxy-fuel combustion conditions. While the total conversion was 27% without H₂O at 890 °C (Figure 1d, Table 3), it reached up to 43% by introducing 10% H₂O. Further increase of H₂O share in gas mixture improved the total conversion and it increased to more than 70% for 20% and 25% of H₂O. While the conversion after 28 min of sulfation was between 25% and 40% at 890 °C with H₂O less than 15%, and it went up to 66% when more H₂O was introduced at the same temperature (Table 3). The effect of water vapor on sulfation was less apparent at higher temperatures (920 °C (Figure 1e), and 950 °C (Figure 1f)). However, the conversion rose to 60%–80% range with the increase of temperature even in the absence of H₂O.

In the case of lower three temperatures, 800 °C, 835 °C, and 870 °C, conversion of limestone improved with increasing temperature for the case of no H₂O as can be seen in Figure 2. The same trend was also determined in the study of Wang et al. [17]. While total conversion was about 60% at 800 °C, it went up to 85% at 835 °C. The same positive effect on conversion was also seen for the case of 10%, 15%, and 20% H₂O. Moreover, the addition of H₂O into the gas mixture caused at least a 10% improvement on the conversion of limestone. These results show that there is a positive effect of H₂O on sulfation of Havelock limestone. A similar trend was also reported during the sulfation of limestones under the synthetic flue gases contained 10% H₂O and 15% CO₂ [10]. The positive effect of H₂O on sulfation of limestone at lower temperatures has been hypothesized as due to the transient formation of Ca(OH)₂ as an intermediate product, which reacts with SO₂ at a faster rate than CaCO₃ does [17]. It has been observed that an increase on temperature had a negative effect on the conversion of limestone after 28 min of sulfation for the case of 25% H₂O. While it was around 80% at 800 °C, it dropped down to 38% at 835 °C (Table 3). However, the decrease in conversion could not be explained. One possible explanation is that there may be an interference between sulfation and calcination at higher temperatures. Sulfation becomes faster at higher temperatures, but the pores of CaCO₃ may be blocked by the sulfate and the actual calcination be drastically slowed. As the sulfation becomes faster as the temperature is increased, a reverse impeding effect can slow down calcination [16].

Conversion of limestone for higher temperatures (890 °C, 920 °C, and 950 °C) as a function of time can be seen in Figure 2. It was observed that total conversion of limestone increased with temperature for the cases of 0%, 10%, and 15% H₂O. For the tests conducted at 20% and 25% H₂O, the total conversion did not change greatly at different temperatures and was between 70% and 80%.

The studies conducted at a high CO₂ concentration (representing oxy-fuel combustion conditions) in a TGA or a tube furnace are presented in Table 4 for the comparison purposes. Wang et al. [17] investigated the effect of water vapor (10%) on the conversion of limestone at temperatures of 800 and 850 °C for 3 different limestones in a TGA. The gas mixture fed to the TGA was composed of 80% CO₂, 4% O₂, and 5000 ppm_v SO₂. They carried out their experiments without water vapor and by adding 10% water vapor to the gas mixture. Nitrogen gas was used as a balance gas. For all 3 limestones, adding water vapor to the gas mixture at both temperatures resulted in a better conversion. When the results of the study are compared with the results of this study, it is seen that higher conversion values were obtained in this study (Table 3; 61% and 81%, respectively for 0% and 10% H₂O at 800 °C, cycles for 0% and 10% H₂O at 835 °C, 85% and 98%, respectively) at temperatures lower than 850 °C. This difference may be due to the different particle size used. Wang et al. [17] studied the particle size of 75–125 μm and it is generally accepted that conversion decreases as the particle size increases [17]. Stewart et al. [22] also obtained higher conversion values in their TGA tests conducted with Cadomin limestone at 850 °C. It was

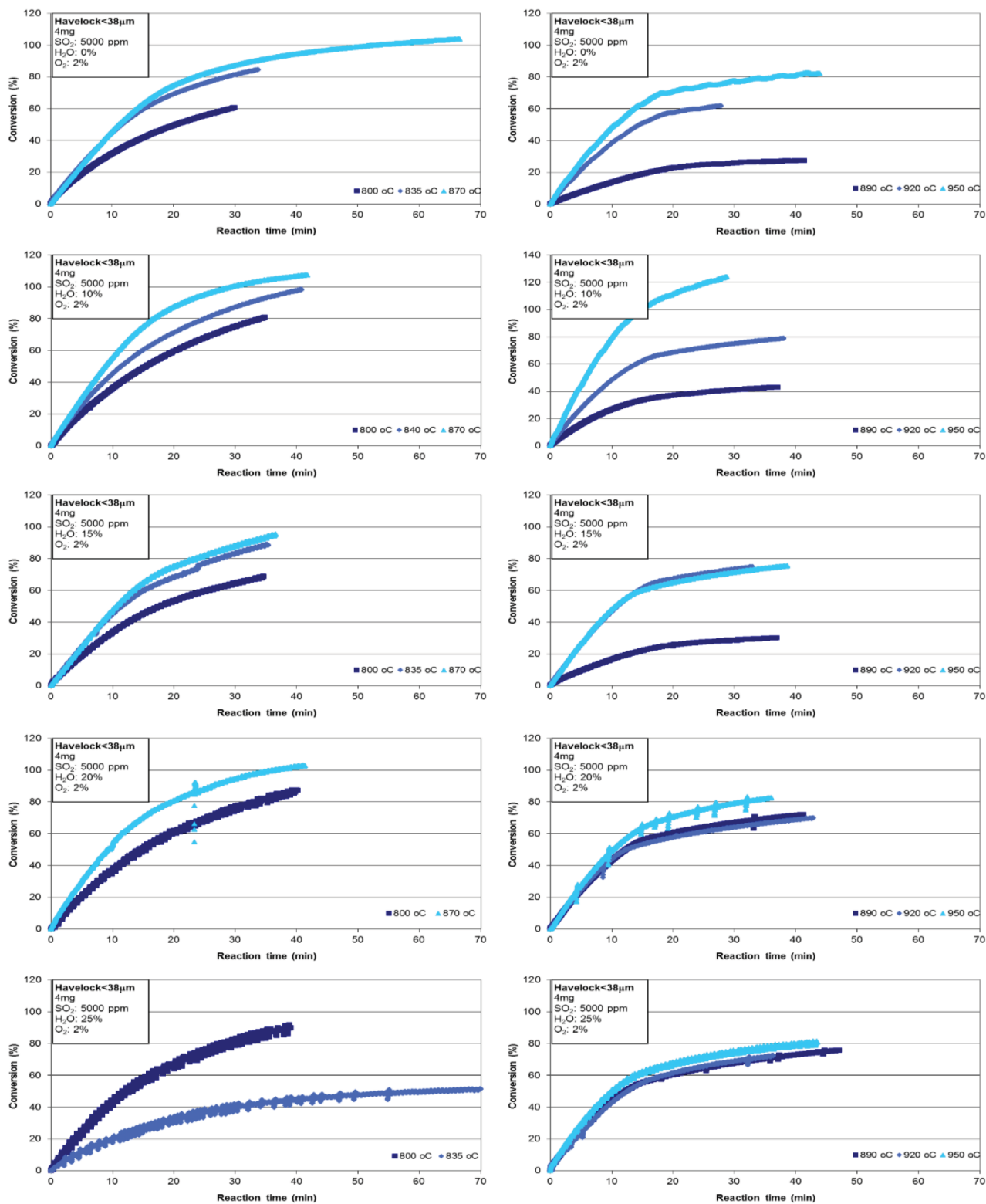


Figure 2. Effect of temperature on sulfation of Havelock limestone

reported that the conversion increased with the amount of water vapor in the gas mixture. However, the maximum amount of water vapor in the gas mixture was 15% in that study. Duan et al. [24] increased the percentage of water vapor in the gas mixture up to 40%. They carried out sulfation tests in a tube furnace at temperatures of 800 °C and 850 °C. Two types

Table 4. Studies conducted in a TGA or a tube furnace at oxy-fuel conditions.

| | Limestone | T | CO ₂ | H ₂ O | O ₂ | SO ₂ | Conversion |
|------|------------|-----|-----------------|------------------|----------------|-----------------|----------------|
| | | °C | % | % | % | % | % |
| [17] | Kelly Rock | 800 | 80 | 0/10 | 4 | 0.5 | 39/43 |
| [17] | Kelly Rock | 850 | 80 | 0/10 | 4 | 0.5 | 28/57 |
| [17] | Havelock | 850 | 80 | 0/10 | 4 | 0.5 | 28/51 |
| [17] | Calpo | 850 | 80 | 0/10 | 4 | 0.5 | 35/67 |
| [22] | Cadomin | 850 | balance | 0/7.5/15 | 2.53 | 0.38 | 80/87/96 |
| [24] | American | 800 | balance | 40 | 7 | 3 | 72 |
| [24] | American | 850 | balance | 0/10/20/30/40 | 7 | 3 | 70/73/75/80/82 |
| [24] | Chinese | 800 | balance | 40 | 7 | 3 | 65 |
| [24] | Chinese | 850 | balance | 0/10/20/30/40 | 7 | 3 | 67/88/90/92/93 |
| [27] | Granicarb | 800 | 80 | | | 0.3 | 40 |
| [27] | Granicarb | 850 | 80 | | | 0.3 | 73 |
| [27] | Granicarb | 900 | 80 | | | 0.3 | 79 |

[17]: N₂ was used as a balance gas.

of limestone (American and Chinese) were used, and it was observed that the water vapor enhanced the conversion. These studies investigating direct sulfation mechanisms for limestone were carried out under oxy-fuel combustion conditions at low temperatures (≤ 850 °C). While García-Labiano et al. [27] conducted tests at high temperatures (≥ 900 °C), unfortunately, they did not study the effect of water vapor on sulfation.

In order to examine the intrinsic reaction kinetics, it is more important to focus on the conversion rate in the first five minutes than to look at total conversion. For that purpose, the graphs in Figure 3 were drawn. The conversion within the first 5 min after sulfation started is shown in Figure 3. For each case, trendlines according to the best R² were drawn and the slopes of these lines were determined. When the conversion values of Havelock limestone after 28 min of sulfation in Table 3 were examined, it can be seen that the conversion at temperatures (800 °C, 835 °C, and 870 °C) for direct sulfation was higher than at temperatures (890 °C, 920 °C, and 950 °C) for indirect sulfation as a general trend. When the slopes of each line in Figure 3 were examined in detail, as expected it was seen that Havelock limestone at higher temperatures sulfated at a faster rate than at lower temperatures. Indirect sulfation allowed higher conversion rates for the first five minutes than direct sulfation. However, in general, the conversion of Havelock limestone for direct sulfation was greater than for indirect sulfation.

Conversion rates determined from the slopes of each line for the first five minutes in Figure 3 were plotted in Figure 4 as a function of H₂O/CO₂ ratio. At 800 °C, it was observed that conversion rate increased with H₂O/CO₂ ratio, except for the H₂O/CO₂ ratio of 0.18. While the conversion rate was 4.0%/min for no H₂O, it increased to 5.1%/min when H₂O/CO₂ ratio was 0.34. Conversion rates did not change much for H₂O/CO₂ ratio of 0–0.2 at 835 °C. However, when H₂O/CO₂ ratio exceeded 0.2, there was a rapid decrease in the conversion rate. The results for the conversion rates at 870 °C, do not permit us to say whether there is a positive or negative impact of water on sulfation.

However, there was a positive impact of water on conversion rates at 890 °C. While the conversion rate without water at 890 °C was 1.6%/min, it increased with the addition of water in the gas mixture and went up to 5.4%/min for 25% H₂O. There was one outlier rate, which was for H₂O/CO₂ ratio of 0.18 at 890 °C. This point in Figure 3 seems to be inconsistent with the general trend observed. At 920 °C, the conversion rate increased until H₂O/CO₂ ratio was 0.15, and in cases where H₂O/CO₂ ratio was greater than 0.15, it showed a decreasing trend. If the conversion rate at H₂O/CO₂ ratio of 0.11 is excluded, possibly because there is some other factor intervening, it can be concluded that H₂O/CO₂ ratio does not have a significant effect on the conversion rate at the highest temperature of our study, namely 950 °C.

The H₂O in gas mixture at 800 °C improved the conversion of limestone during the sulfation process. When the temperature increased up to 835 °C, the positive effect of H₂O on conversion could be still seen except in the case of 25% H₂O. In this case, conversion unexpectedly dropped down to 50% from 90% levels. The positive impact of H₂O on conversion was also seen at 870 °C. When water vapor was added to the gas mixture at lower temperatures (800 °C, 835 °C,

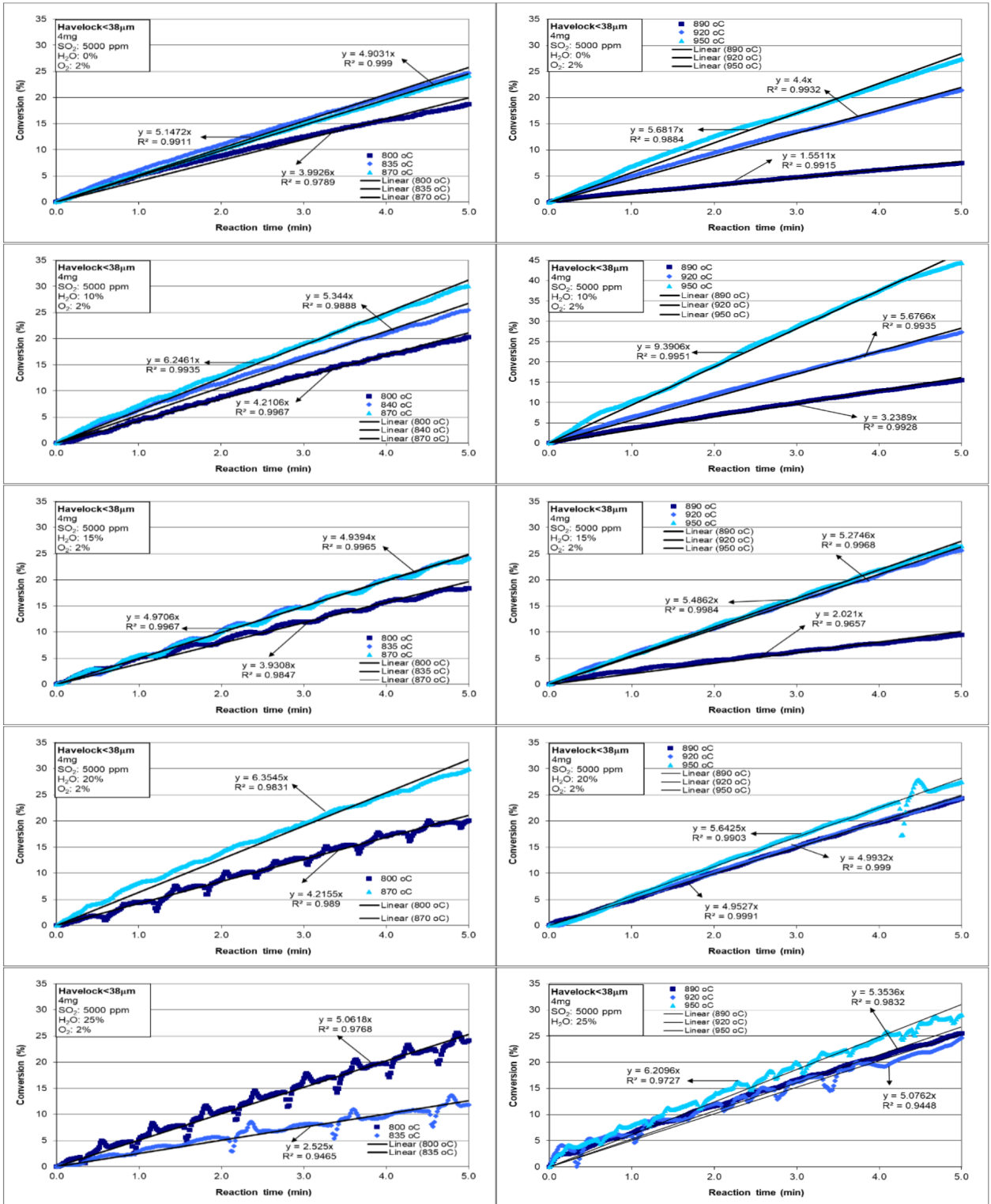


Figure 3. Effect of temperature on sulfation of Havelock limestone within the first 5 min.

and 870 °C), it was observed that SO₂ capture efficiency of limestone also increased. However, as the temperature increased, it was seen that the enhancement in total conversion values decreased. In the case of the lower three temperatures, 800 °C, 835 °C, and 870 °C, conversion of limestone improved with increasing temperature for the case of no H₂O present. While

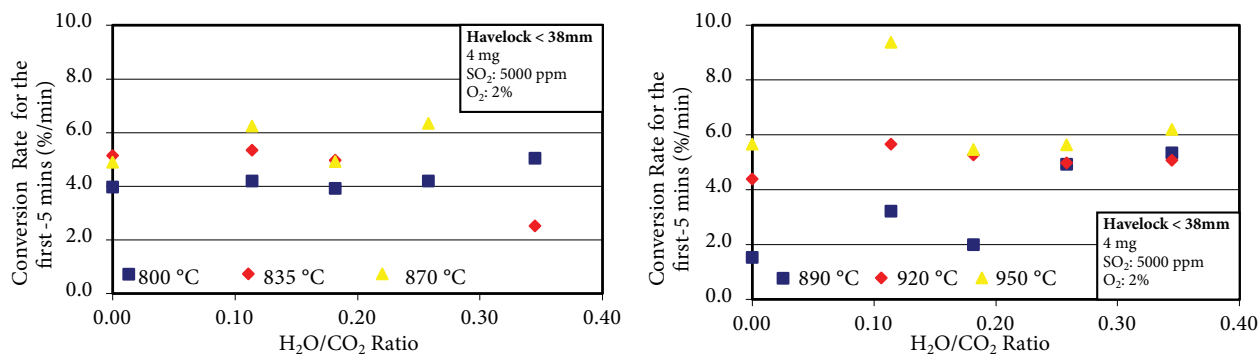


Figure 4. Conversion rate as a function of H₂O/CO₂ ratio.

total conversion was about 60% at 800 °C, it went up to 85% at 835 °C. The same positive effect on conversion was also seen for the case of 10%, 15%, and 20% H₂O. Moreover, addition of H₂O caused at least 10% improvement on the conversion of limestone. Havelock limestone at higher temperatures (890 °C, 920 °C, and 950 °C) achieved a greater conversion rate than at lower temperatures (800 °C, 835 °C, and 870 °C) for direct sulfation in the first five minutes. However, total conversion of Havelock limestone for direct sulfation was greater than for indirect sulfation as a general trend. This clearly indicates that the water vapor content of the flue gas should be always taken into account for the sulfation of limestone under oxy-fuel conditions.

Acknowledgments

The financial support provided to Murat Varol by the Turkish Scientific and Technical Research Council-TUBITAK-2214 (2011/2) for the visit to CanmetENERGY is greatly appreciated. The authors would like to thank to Albert Beaudry for his assistance with some of the TGA experiments.

References

- Seddighi S, Clough PT, Anthony EJ, Hughes RW, Lu P. Scale-up challenges and opportunities for carbon capture by oxy-fuel circulating fluidized beds. *Applied Energy* 2018; 232: 527-542. doi: 10.1016/j.apenergy.2018.09.167
- El Sheikh K, Khan MJH, Diana Hamid M, Shrestha S, Ali BS, et al. Advances in reduction of NO_x and N₂O emission formation in an oxy-fired fluidized bed boiler. *Chinese Journal of Chemical Engineering* 2019; 27: 426-443. doi: 10.1016/j.cjche.2018.06.033
- Du Y, Zhao N, Wang J, Zhang J, Wang C, et al. Effect of CO₂ on coal devolatilization in oxy-fuel combustion: Exploring the influence of temperature and inherent alkali/alkaline earth metal. *International Journal of Greenhouse Gas Control* 2020; 96: 103004. doi: 10.1016/j.ijggc.2020.103004.
- Wu H, Zhang Y, Chen W, Liu Z, Zhang T, et al. Experimental research on the characteristics of ash in oxy-fuel combustion. *Fuel* 2020; 263: 116799. doi: 10.1016/j.fuel.2019.116799
- Yan Y, Clough PT, Anthony EJ. Investigation of the apparent kinetics of air and oxy-fuel biomass combustion in a spout fluidised-bed reactor. *Chemical Engineering Research and Design* 2020; 153: 276-283. doi: 10.1016/j.cherd.2019.10.043
- Wang C, Wang P, Du Y, Che D. Experimental study on effects of combustion atmosphere and coal char on NO₂ reduction under oxy-fuel condition. *Journal of the Energy Institute* 2019; 92: 1023-1033. doi: 10.1016/j.joei.2018.07.004
- Liu Q, Shi Y, Zhong W, Yu A. Co-firing of coal and biomass in oxy-fuel fluidized bed for CO₂ capture: A review of recent advances. *Chinese Journal of Chemical Engineering* 2019; 27: 2261-2272. doi: 10.1016/j.cjche.2019.07.013
- Vergragt PJ, Markusson N, Karlsson H. Carbon capture and storage, bio-energy with carbon capture and storage, and the escape from the fossil-fuel lock-in. *Global Environmental Change* 2011; 21 (2): 282-292. doi: 10.1016/j.gloenvcha.2011.01.020
- Wei X, Manovic V, Hanak DP. Techno-economic assessment of coal- or biomass-fired oxy-combustion power plants with supercritical carbon dioxide cycle. *Energy Conversion and Management* 2020; 221: 113143. doi: 10.1016/j.enconman.2020.113143
- Wang C, Jia L, Tan Y, Anthony EJ. The effect of water on the sulphation of limestone. *Fuel* 2010; 89 (9): 2628-2632. doi: 10.1016/j.fuel.2010.04.022

11. Stewart MC, Manovic V, Anthony EJ, Macchi A. Enhancement of indirect sulphation of limestone by steam addition. *Environmental Science & Technology* 2010; 44 (22): 8781-8786. doi: 10.1021/es1021153
12. Wang C, Chen L, Jia L, Tan Y. Simultaneous calcination and sulfation of limestone in CFBB. *Applied Energy* 2015; 155: 478-484. doi: 10.1016/j.apenergy.2015.05.070
13. Chen L, Wang C, Si T, Anthony EJ. Modelling the simultaneous calcination/sulfation behavior of limestone under circulating fluidized bed combustion conditions. *Fuel* 2019; 257: 116072. doi: 10.1016/j.fuel.2019.116072
14. Anthony EJ, Granatstein DL. Sulfation phenomena in fluidized bed combustion systems. *Progress in Energy and Combustion Science* 2001; 27: 215-236. doi: 10.1016/S0360-1285(00)00021-6
15. Chen J, Yao H, Zhang L. A study on the calcination and sulphation behaviour of limestone during oxy-fuel combustion. *Fuel* 2012; 102: 386-395. doi: 10.1016/j.fuel.2012.05.056
16. Chen L, Wang C, Yan G, Zhao F, Anthony EJ. The simultaneous calcination/sulfation reaction of limestone under oxy-fuel CFB conditions. *Fuel* 2019; 237: 812-822. doi: 10.1016/j.fuel.2018.10.060
17. Wang C, Jia L, Tan Y, Anthony EJ. Influence of water vapor on the direct sulfation of limestone under simulated oxy-fuel fluidized-bed combustion (fbc) conditions. *Energy & Fuels* 2011; 25 (2): 617-623. doi: 10.1021/ef1004573
18. Liang Y, Cai L, Guan Y, Liu W, Xiang Y, Li J, He T. Numerical study on an original oxy-fuel combustion power plant with efficient utilization of flue gas waste heat. *Energy* 2020; 193, 116854. doi: 10.1016/j.energy.2019.116854
19. Chen L, Wang Z, Wang C, Wang H, Anthony E. J. Sulfation of limestone under O₂/H₂O combustion conditions in circulating fluidized bed. *International Journal of Greenhouse Gas Control* 2020; 95, 102979. doi: 10.1016/j.ijggc.2020.102979
20. Jiang Z, Duan L, Chen X, Zhao C. Effect of water vapor on indirect sulfation during oxy-fuel combustion. *Energy & Fuels* 2013; 27 (3): 1506-1512. doi: 10.1021/ef301861j
21. Wang C, Chen L. The effect of steam on simultaneous calcination and sulfation of limestone in CFBB. *Fuel* 2016; 175: 164-171. doi: 10.1016/j.fuel.2016.02.028
22. Stewart MC, Symonds RT, Manovic V, Macchi A, Anthony EJ. Effects of steam on the sulfation of limestone and NO_x formation in an air- and oxy-fired pilot-scale circulating fluidized bed combustor. *Fuel* 2012; 92 (1): 107-115. doi: 10.1016/j.fuel.2011.06.054
23. Suyadal Y, Erol M, Oğuz H. Deactivation model for dry desulphurization of simulated flue gas with calcined limestone in a fluidized-bed reactor. *Fuel* 2005; 84 (12-13): 1705-1712. doi: 10.1016/j.fuel.2005.03.003
24. Duan L, Jiang Z, Chen X, Zhao C. Investigation on water vapor effect on direct sulfation during wet-recycle oxy-coal combustion. *Applied Energy* 2013; 108: 121-127. doi: 10.1016/j.apenergy.2013.03.022
25. Wang C, Zhang Y, Jia L, Tan Y. Effect of water vapor on the pore structure and sulfation of CaO. *Fuel* 2014; 130: 60-65. doi: 10.1016/j.fuel.2014.04.007
26. Zhong Q. Direct sulfation reaction of SO₂ with calcium carbonate. *Thermochimica Acta* 1995; 260: 125-136. doi: 10.1016/0040-6031(95)90486-7
27. García-Labiano F, Rufas A, Diego LF, Obras-Loscertales M, Gayán P, Abad A, Adánez J. Calcium-based sorbents behaviour during sulphation at oxy-fuel fluidised bed combustion conditions. *Fuel* 2011; 90 (10): 3100-3108. doi: 10.1016/j.fuel.2011.05.001