

1-1-2021

Application of inverse gas chromatography in the surface characterization of diethanolamine modified polystyrene based polymer

AYŞEGÜL ÇİĞDEM ADIGÜZEL

BURAK KORKMAZ

FATİH ÇAKAR

BAHİRE FİLİZ ŞENKAL

ÖZLEM CANKURTARAN

Follow this and additional works at: <https://journals.tubitak.gov.tr/chem>

 Part of the [Chemistry Commons](#)

Recommended Citation

ADIGÜZEL, AYŞEGÜL ÇİĞDEM; KORKMAZ, BURAK; ÇAKAR, FATİH; ŞENKAL, BAHİRE FİLİZ; and CANKURTARAN, ÖZLEM (2021) "Application of inverse gas chromatography in the surface characterization of diethanolamine modified polystyrene based polymer," *Turkish Journal of Chemistry*. Vol. 45: No. 5, Article 18. <https://doi.org/10.3906/kim-2105-45>
Available at: <https://journals.tubitak.gov.tr/chem/vol45/iss5/18>

This Article is brought to you for free and open access by TÜBİTAK Academic Journals. It has been accepted for inclusion in Turkish Journal of Chemistry by an authorized editor of TÜBİTAK Academic Journals. For more information, please contact academic.publications@tubitak.gov.tr.

Application of inverse gas chromatography in the surface characterization of diethanol amine modified polystyrene based polymer

Ayşegül Çiğdem ADIGÜZEL¹, Burak KORKMAZ², Fatih ÇAKAR³, Bahire Filiz ŞENKAL², Özlem CANKURTARAN^{3,*}

¹Department of Chemistry, Faculty of Engineering and Natural Sciences, Bursa Technical University, Bursa, Turkey

²Department of Chemistry, Faculty of Science and Letters, İstanbul Technical University, İstanbul, Turkey

³Department of Chemistry, Faculty of Arts and Sciences, Yıldız Technical University, İstanbul, Turkey

Received: 19.05.2020 • Accepted/Published Online: 30.06.2021 • Final Version: 19.10.2021

Abstract: In the present work, diethanol amine modified polystyrene based polymer (PVBC-Diethanol amine) was synthesized and characterized, then surface properties of the polymer were examined by inverse gas chromatography method at infinite dilution. The retention diagrams obtained based on the interaction of polar and nonpolar probes with the polymer were drawn over a temperature range from 30 to 55 °C. Through the diagrams, the dispersive component of the surface free energy, γ_s^D of the polymer surface, and the specific enthalpy of adsorption, ΔH_A^S , of probes on the polymer were also calculated. Lewis acid, K_A , and Lewis base, K_D , parameters of PVBC-Diethanol amine surface were determined. The values of K_A and K_D indicated that PVBC-Diethanol amine surface exhibited a basic behavior.

Key words: Inverse gas chromatography, surface properties, polystyrene based polymer

1. Introduction

The inter- and intra- molecular interactions of polymers determine their physicochemical behavior and play a key role in the design of new materials and processes. However, the long-chain character of polymers, in comparison to low molecular weight compounds, poses a few fundamental problems when trying to describe their intermolecular interaction, for example, in interface environments [1].

Inverse gas chromatography (IGC) [2–3] is a precise and reliable method that has been used for over 40 years to determine polymer properties by investigating polymer interactions with low molecular weight compounds [4]. The method is also economical as it requires a limited amount of probes and polymer samples.

In the IGC method, the material such as polymer and polymer mixtures [5] to be examined is placed on a column as a stationary phase, which is different from the common gas chromatography (GC) of the IGC method. Probes (solvents) of known properties are then injected into the chromatographic column containing the polymer. Retention times for probes passing in the column are used to describe their interactions with the investigated material.

The activity of a material's surface depends on the nature of the surface, such as surface free energy and acidity-basicity [6–7]. It is possible to obtain information about many important surface properties of polymers such as the dispersive component of surface free energy [7–9], specific (acid-base) interactions [10–12], thermodynamic parameters of adsorption/sorption [13–14] for polymeric systems over a wide temperature range by the IGC.

Since its discovery, polystyrene has brought its recognition and usefulness to a whole new level. In addition to being widely known, it has been frequently demonstrated that polystyrene and its derivatives are reliable and always open to innovation, with their application areas, wide areas of use, and postsynthesis modification [15]. Vinyl benzyl chloride, a known member of the styrene family, is at this point open to postpolymerization modifications because of the convenience provided by the activity of the methyl chloride group [16]. The polymer chain to be synthesized from this monomer forms a suitable backbone for the development of many applicable materials, from adsorption to the production of materials to be used in display technologies [17], selectivity for certain ions [18] or development of ion exchange membranes [19], through modifications to be made with the required functional groups. In addition to these areas of use, these properties have led to the emergence of different application areas with new developments that enable the development of different

* Correspondence: kurtaran90@yahoo.com

surface area properties [20–22]. Not only the homopolymers but also the copolymers to be produced contribute to the diversity in these application areas [18–20]. At this point, in this study, it has been shown again that it is an especially useful material for postpolymerization modification.

Synthesis of the diethanol amine modified polystyrene based monomer, and its polymer were described in the literature [23]. In this study, poly (vinyl benzyl chloride) (PVBC) was synthesized by free radical polymerization method. The polymer was reacted with diethanol amine to obtain PVBC-Diethanol amine (PVBC-DEA) and characterization of PVBC-DEA was carried out. The surface properties of PVBC-DEA were investigated using the IGC method at infinitely dilute conditions.

2. Inverse gas chromatography theory for surface characterization

While examining the properties of polymers with IGC experiments, the probe-probe interactions are neglected by working under infinitely dilute conditions and only polymer-probe interactions are considered. In the method, the polymer sample examined as a stationary phase is placed in the chromatographic column, selected probes are injected into the column, and the retention times of the probes in the column are recorded. There is a relationship between polymer-probe interactions and a net retention volume, V_N , given by the following equation:

$$V_N = Q \cdot J \cdot (t_R - t_A) \cdot (T/T_r) \quad (1)$$

Where Q is volumetric flow rate measured at room temperature; J is James-Martin gas compressibility correction factor term; t_R is retention time of the probe and t_A is retention time of air; T and T_r are temperature of the studied column and room temperature, respectively [24].

Surface free energy of the polymer: The surface of solids can be defined by the dispersive or specific component of their surface free energy. These components allow describing the surface as electron acceptor or an electron donor to express the surface properties numerically. The surface free energy is given by equation (2) [25];

$$\gamma_S = \gamma_S^D + \gamma_S^S \quad (2)$$

The dispersive component, γ_S^D , defines van der Waals dispersion forces of the solid, while the specific component, γ_S^S , includes all polar forces such as acid-base, H-bond, and dipole forces. Dorris-Gray and Schultz methods can be used to obtain the γ_S^D values.

According to the method proposed by Dorris and Gray [26] to determine γ_S^D value is given by equation (3).

$$\Delta G_{A[CH_2]} = 2N_A a_{[CH_2]} \sqrt{\gamma_S^D \gamma_{L[CH_2]}} \quad (3)$$

where, $\Delta G_{A[CH_2]}$ is the adsorption free energy for a methylene group; N_A is Avogadro constant; $a_{[CH_2]}$ is the surface area of an adsorbed methylene group and $\gamma_{L[CH_2]}$ is the surface free energy of a solid constituted solely by methylene groups, such as polyethylene $\gamma_{L[CH_2]} = 35.6 - 0.058(t)$, is the operating temperature. $\Delta G_{A[CH_2]}$ is obtained experimentally according to equation (4).

$$\Delta G_{A[CH_2]} = -RT \ln \left(\frac{V_{N,n}}{V_{N,n+1}} \right) \quad (4)$$

Where $V_{N,n}$ is the retention volume of n-alkanes containing n carbon atoms while $V_{N,n+1}$ is the retention volume of n-alkanes containing n+1 carbon atoms.

For an n-alkane probe series, the plot of the carbon numbers of n-alkanes versus $RT \ln V_N$ values is linear. $\Delta G_{A[CH_2]}$ value is found from the slope of the linear line. And the values of γ_S^D can be determined by equations (3) and (4).

The free energy of adsorption, ΔG_A , can be obtained by the following equation using net retention volume data [27]:

$$\Delta G_A = -RT \ln V_N + K \quad (5)$$

Where K is a constant.

Schultz realized that γ_S^D values obtained by the method he developed were compatible with the Dorris-Gray method. According to this method, γ^D is given by the following equation [27]

$$-\Delta G_A = RT \ln V_N = 2N_A a \sqrt{\gamma_S^D \gamma_L^D} + K'' \quad (6)$$

Where γ_L^D is the dispersive component of the surface free energy of the adsorbent and K'' is a constant. It is possible to calculate the γ_S^D value of the polymer at the experiment temperature from the slope of the $RT \ln V_N - a(\gamma_L^D)^{0.5}$ graph, using n-alkane probe series. The values of $a(\gamma_L^D)^{0.5}$ are obtained from the literature [27].

Acid-base properties of the polymer: A polar probe in the IGC column interacts both specifically and dispersively with the stationary phase. Specific interactions refer to all other interactions such as polar, H-bond, metallic or magnetic, which are interactions other than dispersive interactions [28]. Hence, a specific component of the adsorption free energy, ΔG_A^S , can be defined by equation (7).

$$\Delta G_A = \Delta G_A^S + \Delta G_A^D \quad (7)$$

Where ΔG_A^D is the dispersive component of the adsorption free energy. ΔG_A^S , is defined by the following equation.

$$-\Delta G_A^S = RT \ln \left(\frac{V_{N,n}}{V_{N,ref}} \right) \quad (8)$$

Where V_N is the retention volume for the polar probe and $V_{N,ref}$ is the retention volume for n-alkanes reference line. $-\Delta G_A^S$, is determined by the distance between the ordinate values of the polar probe data point and the n-alkane reference line on the $RT \ln V_N - a(\gamma_L^D)^{0.5}$ graph [29].

Adsorption of a polar probe to an adsorbent surface changes both the enthalpy and entropy of the system. Equation (9) defines the relationship between enthalpy, entropy values and ΔG_A^S values.

$$\Delta G_A^S = \Delta H_A^S - T \cdot \Delta S_A^S \quad (9)$$

where, ΔH_A^S is the adsorption enthalpy, ΔS_A^S is the adsorption entropy; T is the studied column temperature. ΔH_A^S and ΔS_A^S values are found by plotting $-\Delta G_A^S / T$ versus $1/T$ values using equation (10), for polar probes.

$$\Delta G_A^S / T = \Delta H_A^S / T - \Delta S_A^S \quad (10)$$

ΔH_A^S and ΔS_A^S are related to Lewis acid-base properties [29]. The ΔH_A^S value is due to specific interactions between the adsorbent surface and the polar probe, and is associated with the acidic-basic character as seen in equation (11).

$$-\Delta H_A^S / AN^* = K_A \cdot DN / AN^* + K_D \quad (11)$$

Where DN is Gutmann's donor; AN^* is Gutmann's modified acceptor numbers [29]. K_A represent Lewis acidity of the adsorbent surface while K_D represent basicity of the adsorbent surface. According to equation (19), when $-\Delta H_A^S / AN^*$ values are plotted against DN / AN^* the slope and intercept of the line are equal to K_A and K_D , respectively. The ratio of K_D and K_A values to each other gives information about the acidic-basic character of the surface. Accordingly, the condition for the surface to be considered acidic is $K_D / K_A < 1$ and the condition to be considered basic is $K_D / K_A > 1$.

3. Materials and instrumentation

Chromosorb-W (AW-DMCS-treated, 80/100 mesh) used as support material for the chromatographic column were supplied by Merck AG Inc., Germany. Silane-treated glass wool which was used to plug the ends of the chromatographic column was provided by Alltech Associates Inc., USA. Abbreviation, source, mass fraction purity, and CAS registry number of all probes in used the IGC experiments and other chemicals used in the synthesis are given in Table 1.

IGC experiments were performed on Agilent Technologies 6890N model gas chromatography device equipped with a thermal conductivity detector, USA. The IGC column used was purchased from Alltech Associates, Inc., USA, was made from a stainless-steel tube (3.2 mm o.d. and 1 m length).

To prepare the PVBC-DEA coated support material, firstly the polymer sample was dissolved in DMSO solvent, and then Chromosorb W solid was added to the obtained polymer solution. The slow evaporation method was used to remove the DMSO solvent from the solution.

The prepared material (1.326 g) was filled into the chromatographic column and conditioned under helium (He) atmosphere for 24 h at 373.2 K. Probes used were injected into the column using a 1 μ L Hamilton syringe, Romania. During each injection procedure, 1 μ L of probe was poured into the syringe, and then the remaining portion of the syringe was filled with air. The average values of retention times were determined by taking at least consecutive probe injections at each column temperature studied. These values were used for reported values of retention volumes, V_N . The percent error in V_N was calculated as less than ± 0.5 . Experimentally, the flow rate for the carrier gas (He) was decided as 3-4 $cm^3 \cdot min^{-1}$. And was kept constant throughout the IGC measurements.

A TA/Discovery DSC251 model DSC device and a Thermo Scientific Nicolet 380 Spectrometer device were used for the analysis of the polymers obtained.

4. Result and discussion

4.1. Synthesis and modification with diethanol amine of poly (vinyl benzyl chloride) (PVBC)

For the synthesis of PVBC, free radical polymerization method was used as it is described in literature [30]. 10 mL (0.071 mol) of Vinyl benzyl chloride and 0.155 g (0.95 mmol) of AIBN were dissolved in 40 mL of pre-dried THF in a two-necked

round-bottom flask. The polymerization was performed under a nitrogen atmosphere at 65 °C for eight hours. After the reaction was terminated, the resulting viscous mixture was allowed to cool to room temperature. After that, the polymer solution was slowly precipitated in hexane dropwise and the precipitated polymer was purified by filtration. The resulting polymer was washed with excess Hx and dried overnight under a vacuum. 9.5 g of PVBC (Figure 1) were obtained.

For the postpolymerization modification reaction, 1 g of synthesized PVBC and 1.1 g (7.8 mmol) of potassium carbonate as an acid scavenger were dissolved in predried 15 mL of THF in a reaction flask and stirred in this manner for twenty minutes. The reaction flask, which continued to stir, was placed in an ice bath at 0 °C. Solution of 0.8 mL (7.8 mmol) of diethanol amine dissolved in 5 mL of dried THF, was added dropwise to the reaction vessel. After the completion of the addition, reaction was stirred for 18 hours at room temperature. Subsequently, the reaction was stirred for 3 hours more but at 60 °C. Lastly, the reaction was terminated and the mixture, which was let to cool to room temperature, was precipitated dropwise in hexane and purified, and then filtered. The resulting polymer was dried under a vacuum overnight. Obtained diethanol amine modified PVBC (Figure 1) was weighed as 0.90 g.

0.10 g of diethanol amine modified PVBC was added to 10 mL of 0.10 M HCl solution. This mixture was stirred and dissolved at room temperature. Then, 3 mL of filtrate was titrated with 0.10 M NaOH solution using phenolphthalein as a colour indicator. At the end of titration result, total amine content of the polymer was calculated as about 4.50 mmol/g polymer.

Table 1. Abbreviation, source, mass fraction purity, and CAS registry number of the chemicals.

Chemical name	Abbreviation	Source	Purity	CAS number
n-hexane	Hx	Supelco	≥ 0.990	110-54-3
n-heptane	Hp	Merck	≥ 0.990	142-82-5
n-octane	O	Merck	≥ 0.990	111-65-9
n-nonane	N	Merck	≥ 0.990	111-84-2
n-decane	D	Merck	≥ 0.995	124-18-5
Ethyl acetate	EA	Merck	≥ 0.995	141-78-6
Acetone	Ace	Supelco	≥0.998	67-64-1
Dichlorometane	DCM	Supelco	≥0.995	75-09-2
Trichlorometane	TCM	Supelco	≥0.990	67-66-3
Tetrahydrofurane	THF	Supelco	≥0.998	109-99-9
Diethanolamine	-	Sigma-Aldrich	≥0.980	111-42-2
Vinylbenzyl chloride	VB	Sigma-Aldrich	≥0.970	30030-25-2

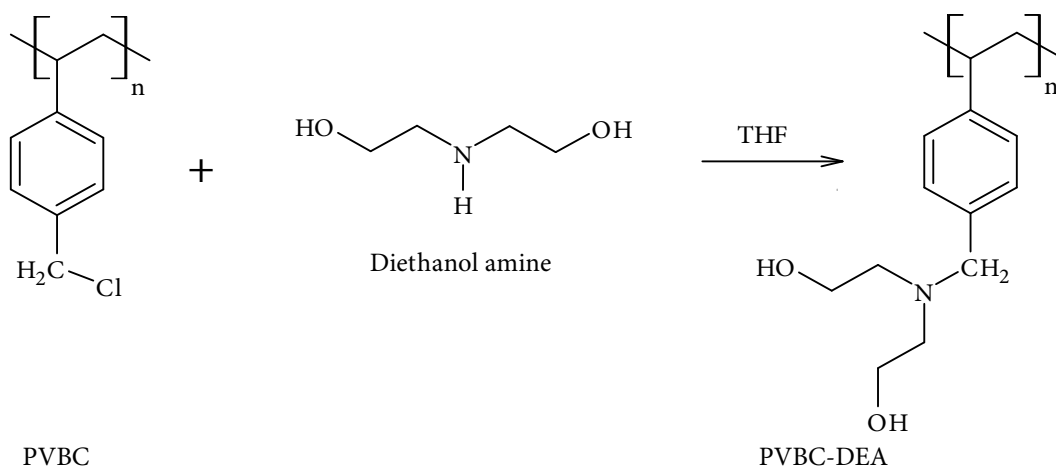


Figure 1. Preparation of PVBC-DEA

FT-IR spectroscopy was used for characterizations of synthesized and modified polymers. As it is seen in Figure 2, the difference between PVBC and modified-PVBC spectrums can be detected around at 1365.43 cm^{-1} and 1254.95 cm^{-1} , which are belongs to C-N stretching of newly bonded benzyl carbon and nitrogen of diethanol amine. In addition, the stretching peaks of the methylene and methyl groups of the polymer at 2918 cm^{-1} and the C-Cl stretching peak at 669 cm^{-1} , which is observed to disappear in the spectrum of the modified polymer but is seen in the main structure, evidence confirms the accuracy of the structures.

4.2. Surface characterization of PVBC-DEA

To investigate the adsorption, surface, and Lewis acid-base properties of the PVBC-DEA, EA, Ace, DCM, TCM, THF (polar probes), and Hx, Hp, O, N, and D (nonpolar probes) was passed through the IGC column in the temperature range 30 to 55 °C. The net retention volume, V_N , of the probes used on the polymer were calculated from equation (1) and the retention diagrams drawn are presented in Figures 3 and 4. The dispersive component of the surface free energy, γ_s^D , of PVBC-DEA was obtained from both Dorris–Gray method and Schultz method using equations (3) and (6), respectively.

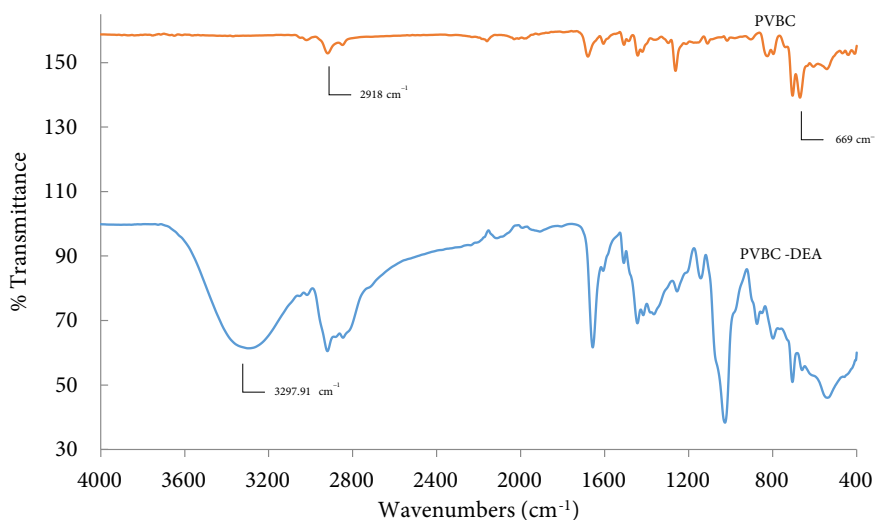


Figure 2. FT-IR spectra of PVBC and PVBC-DEA.

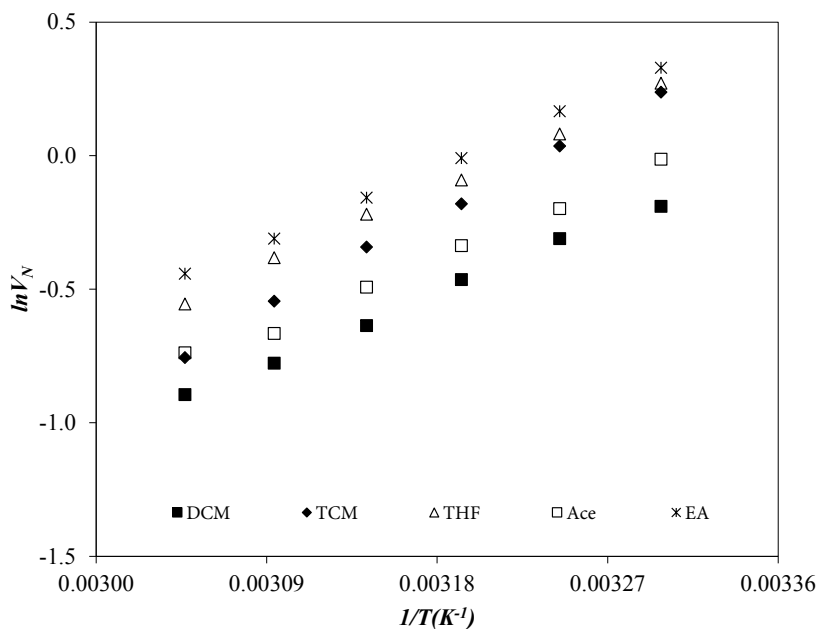


Figure 3. The retention diagrams of EA, Ace, DCM, TCM, and THF on PVBC-DEA.

According to Dorris–Gray method, the adsorption free energy of one methylene group, $\Delta G_{A[CH_2]^P}$ was determined from the slope of the lines plotted between the carbon number of alkanes and $RT\ln V_N$ in the studied temperature range (Figure 5). γ_s^D values were calculated by equation (3) and are presented in Table 2.

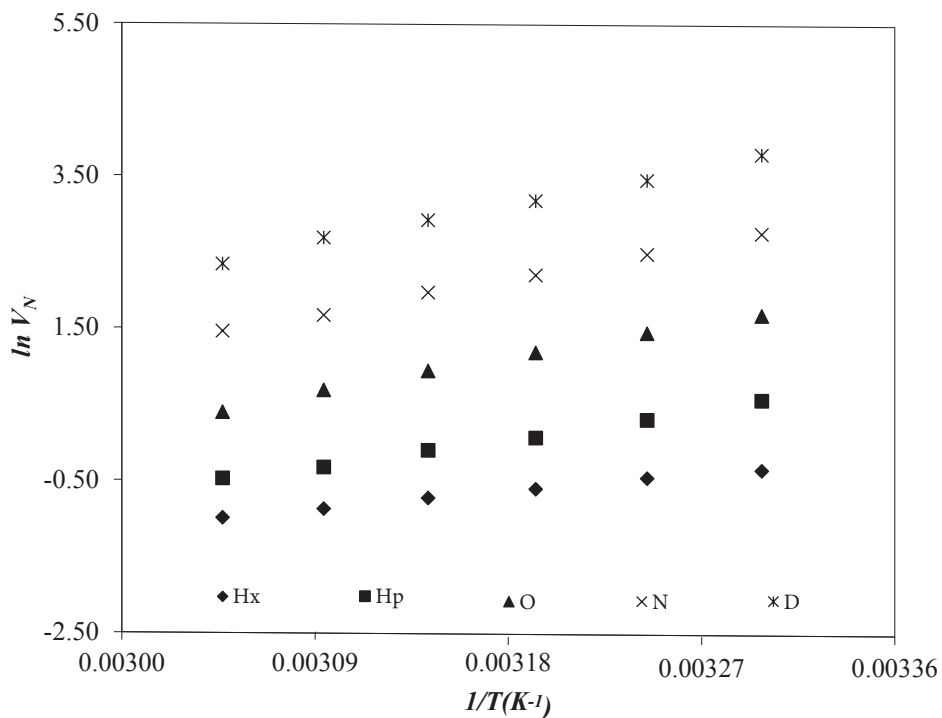


Figure 4. The retention diagrams of Hx, Hp, O, N and D on PVBC-DEA.

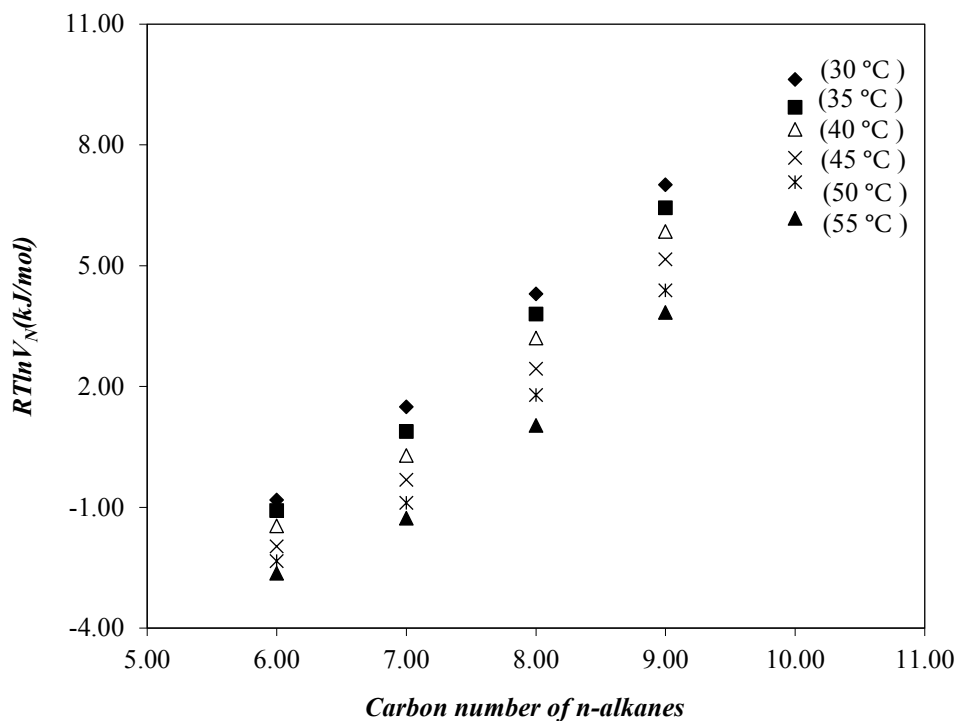


Figure 5. A plot of the carbon number of alkanes vs. $RT\ln V_N$ values at studied temperatures.

Using by Schultz method, the $a(\gamma_L^D)^{0.5} - RT\ln V_N$ graph was plotted in the 30 to 55 °C temperature range for n-alkanes and polar probes (for example the graph at 30 °C is in Figure 6). The γ_s^D values found from the slope of the reference line of alkanes in the graphs drawn according to the method are presented in Table 2.

As it can be observed from Table 2, It has been determined that the γ_s^D values found by both methods are remarkably close to each other and decrease with increasing temperature. An increase in temperature lowered the values of γ_s^D significantly which may be caused by the expansion of the surface at higher temperatures [31]. Generally, there is a linear relationship between the variation of γ_s^D and temperature. Therefore, its value at room temperature can be obtained using the extrapolation method [32]. In [32], by extrapolation, γ_s^D values of polystyrene were found 23.41 mj/m² for 25 °C using Dorris-Gray method and 22.70 mj/m² for 25 °C using Schultz method. We report the γ_s^D values for polystyrene based polymer PVBC-DEA as 41.18 mj/m² for 25 °C using Dorris-Gray method, and 39.82 mj/m² for 25 °C using Schultz method.

It is known that most polymeric materials have γ_s^D values between 20 and 40 mj/m² [33]. The γ_s^D values of PVBC-DEA are consistent with this information.

The values of ΔH_A^s for polar probes were determined from equations (8) and (10) and were presented in Table 3. According to Table 3, It has been observed that the value of ΔH_A^s increases in the following order: TCM>DCM>Ace>EA>THF. The THF as a probe molecule ($DN = 84.4$, $AN = 2.1$) exhibited the lowest $-\Delta H_A^s$ value, which is to be expected considering the

Table 2. The obtained values from Dorris–Gray method and Schultz method for PVBC-DEA at studied temperatures.

t (°C)	Dorris–Gray method	Schultz method
	γ_s^D (mj/m ²)	γ_s^D (mj/m ²)
30	39.43	37.94
35	37.37	35.65
40	36.72	34.72
45	35.61	33.40
50	33.99	31.58
55	30.55	28.16

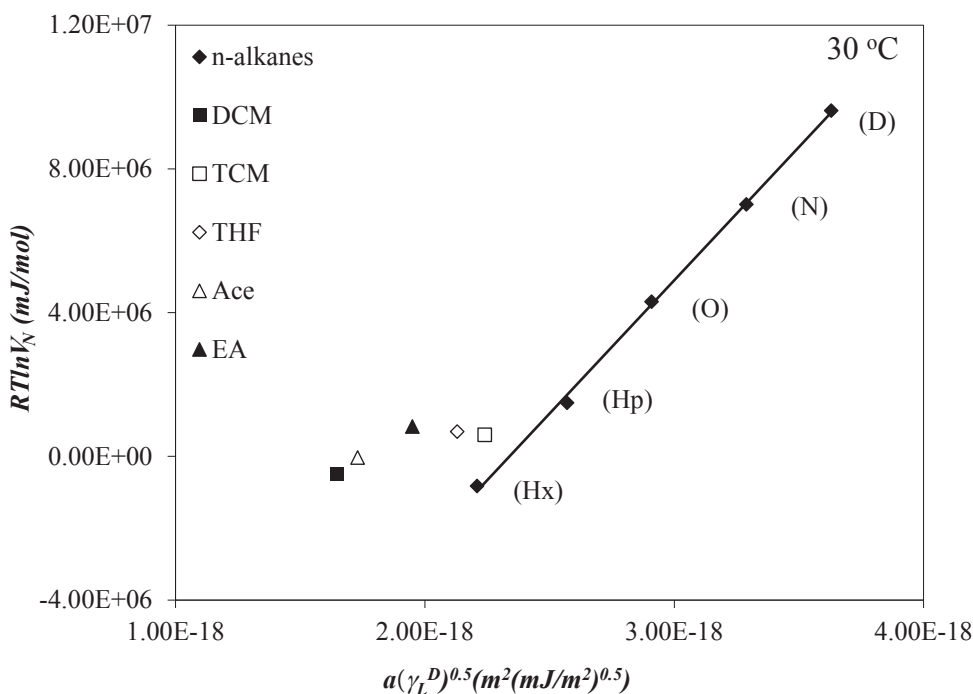
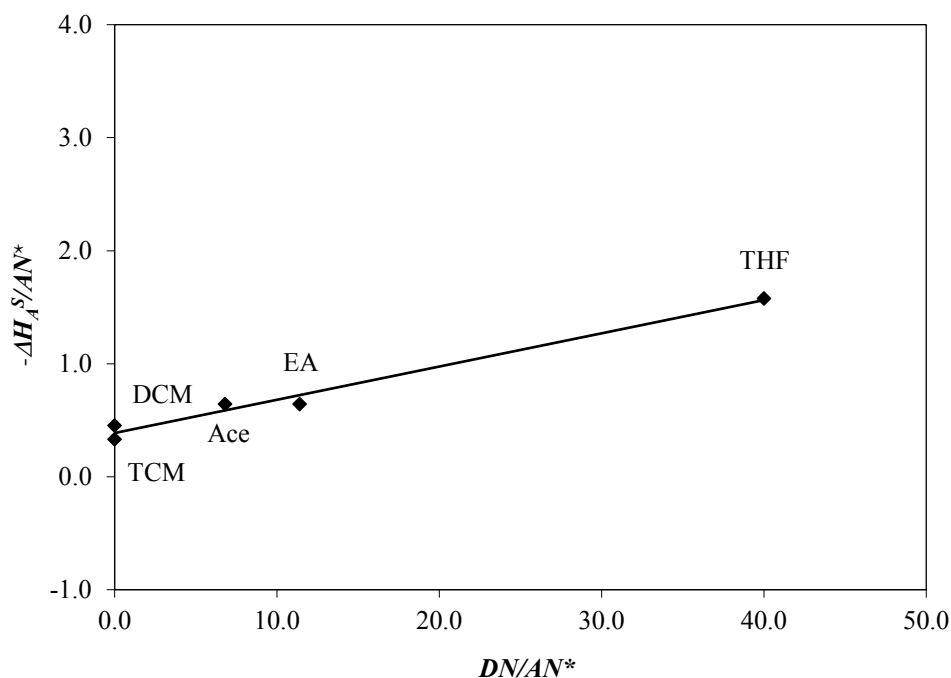


Figure 6. A plot of $a(\gamma_L^D)^{0.5}$ vs. $RT\ln V_N$ for n-alkanes and polar probes on PVBC-DEA at 30 °C.

Table 3. The values of $-\Delta H_A^S$ of adsorption on PVBC-DEA for the polar probes.

Polar probe	EA	Ace	DCM	TCM	THF
$-\Delta H_A^S$ (kJ/mol)	4.84	6.74	7.41	7.53	3.31

**Figure 7.** A plot of $-\Delta H_A^S / AN^*$ vs. DN/AN^* for polar probes.

basic properties of this molecule and the basic properties of PVBC-DEA surface given by the K_D value. TCM is an acidic probe molecule ($DN = 0.0$, $AN = 22.7$), it may be expected to interact strongly with basic surfaces.

The values of K_A and K_D for the surface of PVBC-DEA were calculated by the graph (Figure 7), drawn using equation (11). In the literature [33], by IGC experiments, K_D/K_A for polystyrene sample was determined as $[(1.66)/(0.21)] > 1$, and the character of its surface is defined as basic. In this study, $K_D/K_A [(0.412)/(0.029)] > 1$, it is understood that the polymer surface exhibits a basic behavior.

5. Conclusion

In this work, we first performed the synthesis and characterization of polystyrene-based polymer PVBC-DEA modified with dibutyl amine. Then, by IGC method, we investigated the interaction of various nonpolar and polar probes with the polymer surface. We determined the γ_s^D values for PVBC-DEA as 30.55–39.43 mj/m^2 using the Schultz method and 28.16–37.94 mj/m^2 using the Dorris-Gray method. It is understood that an increase in temperature from 30 to 55 °C causes a decrease in the γ_s^D values found by both methods. We found the K_A and K_D values to be 0.029 and 0.412, respectively. Since the K_D value is higher than the K_A , the PVBC-DEA surface can be said to have a basic character. According to the experimental results obtained, it has been understood that IGC is a suitable method to examine the surface properties of the polymer.

Acknowledgment

This research has been supported by Yıldız Technical University Scientific Research Projects Coordination Department. Project Number: FDK-2018-3502.

References

- Panayiotou C. Thermodynamic characterization of polymers. *Polymer* 2018; 136 (31): 47-61.
- Smidsrød O, Guillet JE. Study of polymer-solute interactions by gas chromatography, *Macromolecules* 1969; 2: 272-277.
- Balkanlı E, Çakar F, Ocak H, Cankurtaran Ö, Eran BB. Synthesis and characterization of novel 4-benzoyloxyphenyl 4-[4-(n-dodecyloxy)benzoyloxy]benzoate liquid crystal. *Turkish Journal of Chemistry* 2021; 45: 71-81. doi: 10.3906/kim-2007-64
- Yampolskii Y, Belov N. Investigation of polymers by inverse gas chromatography. *Macromolecules* 2015; 48 (19): 6751-6767. doi: 10.1021/acs.macromol.5b00895
- Lloyd DR, Ward TC, Schreiber HP. *Inverse gas chromatography: characterization of polymers and other materials*. Washington DC: American Chemical Society, ACS Symposium Series, 1989.
- Voelkel A, Strzemecka B, Adamska K, Milczewska K. Inverse gas chromatography as a source of physicochemical data. *Journal of Chromatography A* 2009; 1216: 1551-1566. doi: 10.1016/j.chroma.2008.10.096
- Mohammadi-Jam S, Waters KE. Inverse gas chromatography applications: a review. *Advances in Colloid and Interface Science* 2014; 212: 21-44. doi: 10.1016/j.cis.2014.07.002
- Kumar BP, Ramanaiah S, Reddy TM, Reddy KS. Surface characterization of cellulose acetate propionate by inverse gas chromatography. *Polymer Bulletin* 2014; 71: 125-132. doi: 10.1007/s00289-013-1049-2
- Yazıcı Ö. Surface characteristics and physicochemical properties of polystyrene-b-poly(acrylic acid) determined by inverse gas chromatography. *Chromatographia* 2016; 79: 355-362. doi: 10.1007/s10337-015-3004-x
- Reddy AS, Rani PR, Reddy KS. Lewis acid-base properties of cellulose acetate phthalate polycaprolactonediol blend by inverse gas chromatography. *Polymer Engineering and Science* 2013; 53 (8): 1780-1785. doi: 10.1002/pen.23421
- Rani PR, Ramanaiah S, Kumar BP, Reddy KS. Lewis acid-base properties of cellulose acetate butyrate-poly (caprolactonediol) blend by inverse gas chromatography. *Polymer-Plastics Technology and Engineering* 2013; 52: 1228-1234. doi: 10.1080/03602559.2013.798826
- Wang Q, Wang Q. Evaluation of the surface properties of poly(ionic liquid) materials by inverse gas chromatography. *European Polymer Journal* 2020; 23: 109451. doi: 10.1016/j.eurpolymj.2019.109451
- Belov NA, Safronov AP, Yampolskii YuP. Inverse-gas chromatography and the thermodynamics of sorption in polymers. *Polymer Science Series A* 2012; 54: 859-873. doi: 10.1134/S0965545X1210001X
- Işık B, Çakar F, Cankurtaran Ö. The study on cholesteryl chloroformate liquid crystal for separation of isomers and determination of its surface properties. *Separation Science and Technology* 2021. doi: 10.1080/01496395.2021.1903503
- Günay KA, Theato P, Klok HA. Standing on the shoulders of Hermann Staudinger: Post-polymerization modification from past to present. *Journal of Polymer Science Part A: Polymer Chemistry* 2013; 51 (1): 1-28. doi: 10.1002/pola.26333
- Erdem Y, Bayramoğlu G, Şenkal BF, Arıca MY. Poly (vinylbenzylchloride) beads grafted with polymer brushes carrying hydrazine ligand for reversible enzyme immobilization. *Journal of Applied Polymer Science* 2009; 113 (4): 2661-2669. doi: 10.1002/app.30314
- Korkmaz B, Canlı NY, Özdemir ZG, Okutan M, Gürsel YH et al. Synthesis and electrical properties of hydrogen bonded liquid crystal polymer. *Journal of Molecular Liquids* 2016; 219: 1030-1035. doi: 10.1016/j.molliq.2016.03.082
- Gu J, Yuan S, Shu W, Jiang W, Tang S et al. PVBC microspheres tethered with poly (3-sulfopropyl methacrylate) brushes for effective removal of Pb (II) ions from aqueous solution. *Colloids and Surfaces A: Physicochemical and Engineering Aspects* 2016; 498: 218-230. doi: 10.1016/j.colsurfa.2016.03.062
- Coppola RE, Herranz D, Escudero-Cid R, Ming N, D'Accorso NB et al. Polybenzimidazole-crosslinked-poly (vinyl benzyl chloride) as anion exchange membrane for alkaline electrolyzers. *Renewable Energy* 2020; 157: 71-82. doi: 10.1016/j.renene.2020.04.140
- Yavuz E, Nikolay C, Degirmenci V. Acid and base catalysed reactions in one pot with site-isolated polyHIPE catalysts. *RSC Advances* 2019; 9: 8175-8183. doi: 10.1039/C9RA01053J
- Yavuz E, Bayramoğlu G, Şenkal BF, Arıca MY. Poly (vinylbenzylchloride) beads grafted with polymer brushes carrying hydrazine ligand for reversible enzyme immobilization. *Journal of Applied Polymer Science* 2009; 113 (4): 2661-2669. doi: 10.1002/app.30314
- Açıkses A, Çömez N, Biryani F. Metal complexes of a homopolymer system containing diethanolamine side group: synthesis and dielectrical behaviors. *Journal of Macromolecular Science, Part A* 2019; 56 (3): 253-266. doi: 10.1080/10601325.2019.1565547
- Conder JR, Young CL. *Physicochemical Measurement by Gas Chromatography* Chichester: Wiley, 1979.
- Adamska K, Sandomierski M, Buchwald Z, Voelkel A. Inverse gas chromatography in the examination of surface properties of experimental dental composites. *Polymer Testing* 2020; 90: 106697. doi: 10.1016/j.polymertesting.2020.106697
- Dorris GM, Gray DG. Adsorption of n-alkanes at zero surface coverage on cellulose paper and wood fibers. *Journal of Colloid and Interface Science* 1980; 77 (2): 353-362. doi: 10.1016/0021-9797(80)90304-5

27. Mukhopadhyay P, Schreiber H. Aspects of acid–base interactions and use of inverse gas chromatography. *Colloids and Surfaces A: Physicochemical and Engineering Aspects* 1995; 100: 47–71. doi: 10.1016/0927-7757(95)03137-3.
28. Tamayo A, Rubio F, Mazo AM, Rubio J. Further characterization of the surface properties of the SiC particles through complementarity of XPS and IGC-ID techniques. *Boletín de la Sociedad Española de Cerámica y Vidrio* 2018; 57 (6): 231-239. doi: 10.1016/j.bsecv.2018.04.00.
29. Kamdem DP, Bose SK, Luner P. Inverse gas chromatography characterization of birch wood meal. *Langmuir* 1993; 9: 3039–3044. doi: 10.1021/la00035a049
30. Adıgüzel AÇ, Çakar F, Şenkal BF, Cankurtaran Ö, Hepuzer GY et al. Determination of glass transition temperature and surface properties of novel chalcone modified poly (styrene) based polymer. *Thermal Science* 2019; 23 (1): 193-202. doi: 10.2298/TSCI180912343A
31. Mosher H, Al-Saigh ZY. Characterization of environmentally friendly polymers by inverse gas chromatography: II, poly(3-hydroxybutyric acid). *Journal of Polymers and the Environment* 2019; 27: 74–83. doi: 10.1007/s10924-018-1317-1
32. Askın A, Etoz SS, Yazıcı DT, Tımsek F. Examination of polystyrene by inverse gc: part 1. below glass transition temperature. *Chromatographia* 2011; 73 (1): 109–115. doi: 10.1007/s10337-010-1829-x
33. Sohn S, Yang S. On the work of adhesion and peel strength between pressure sensitive adhesives and the polymeric films used in LCD devices. *Journal of Adhesion Science and Technology* 2003; 17 (7): 903-915. doi: 10.1163/156856103322112842