

Boltzmann analysis of electron swarm parameters in CHF₃+CF₄ mixtures

Hıdır DÜZKAYA*, Süleyman Sungur TEZCAN

Department of Electrical-Electronics Engineering, Faculty of Engineering, Gazi University, Ankara, Turkey

Received: 24.04.2018

Accepted/Published Online: 30.10.2018

Final Version: 22.01.2019

Abstract: The electron drift velocity, mean energy, ionization, attachment, effective ionization coefficient, limit electrical field, and synergism of pure CHF₃ (fluoroform), pure CF₄ (tetrafluoromethane), and CHF₃+CF₄ gas mixtures are calculated by Boltzmann equation analysis in a wide range of density normalized electrical fields (E/N). The finite difference method is used to solve the two-term approximation of the Boltzmann equation under steady-state Townsend conditions. To our knowledge, no previous electron swarm parameters of these mixtures have been published. At constant E/N values, the electron mean energies and drift velocities increase with decreasing CHF₃ content. The addition of CF₄ into the mixture increases the attachment coefficient but reduces the ionization coefficient since CF₄ is more electronegative than CHF₃. Furthermore, the limit electrical fields increase with increasing CF₄ concentration.

Key words: Gas discharge characteristics, fluoroform, tetrafluoromethane, Boltzmann equations

1. Introduction

Tetrafluoromethane (CF₄) has been greatly used in pulsed-power switching, particle detectors, and plasma etching of semiconductor materials due to its relative strong dielectric characteristics and nonflammable, and nontoxic properties [1, 2]. It has a low critical temperature and high critical pressure [3]. On the other hand, the lifetime of CF₄ is 50,000 years, and it is a greenhouse gas with a global warming potential 6630 times that of CO₂ for a 100-year time scale [4, 5].

The electron swarm parameters of CF₄, which are the electron mean energy, drift velocity, ionization, attachment, and effective ionization coefficients, are widely investigated in the literature [6, 7]. These swarm parameters are also calculated in CF₄+argon gas mixtures [8, 9] and in CF₄+SF₆ gas mixtures [10, 11]. Furthermore, the ternary mixtures of CF₄ were also analyzed by the authors [12, 13].

On the other hand, CHF₃ is used in fire suppression, refrigeration blends, and semiconductor production [14]. It is a hydrofluorocarbon refrigerant gas with zero ozone depletion potential [15]. However, its global warming potential is nearly two times higher than that of CF₄ but its lifetime is significantly less than that of CF₄, so it is an ideal substitute for CF₄ in some industrial applications [5, 14]. The electron swarm parameters of CHF₃ are calculated using Boltzmann analysis [16]. Its mixtures with argon, SF₆, and N₂ are also investigated [10, 17, 18].

In this study, electron swarm parameters of CHF₃+CF₄ gas mixtures are calculated by using two-term Boltzmann equation analysis. Although multiterm Boltzmann equation analysis increases the accuracy of the

*Correspondence: hduzkaya@gazi.edu.tr

solution [19, 20], within the scope of this study, two-term Boltzmann equation analysis is preferred for the numerical solution of Boltzmann's equation because most of the plasma modeling in the literature is based on two-term theory [21, 22]. The electron energy distribution function (EEDF) is calculated in steady-state Townsend experiments and then electron swarm parameters are calculated using this distribution function. The limit electrical field at which the ionization and attachment are in balance is found, and then the synergism is evaluated between 0% and 100% CF₄. CHF₃ is widely used for plasma applications in industry for etching and deposition. Furthermore, it has been considered as a polar buffer gas for electronegative gas mixtures [17, 18]. CF₄ is also used in plasma etching of semiconductor materials and for pulsed power switching applications. The aim of this paper is to investigate the swarm parameters of CHF₃+CF₄ mixtures to be used in plasma and switching applications in view of the lower residence time of CHF₃ in the atmosphere.

2. Calculation method

We previously reported a detailed explanation of the solution of the Boltzmann equation [8, 13], so a brief description of the calculation method is presented here. In the below equations, M is the molecular mass, E is the applied electric field intensity, N is the gas density, and α and η are Townsend's first ionization and attachment coefficients. m and e are the electron mass and charge. ϵ is the kinetic energy of an electron. Q is the electron collision cross-section with the subscripts being the threshold energies of the inelastic collisions, where subscripts i, a, v, and ex mean ionization, attachment, vibrational excitation, and electronic excitation, respectively. Q_m^e is the effective cross-section. f is the distribution function of electron energy. There are multiple vibration, ionization, and attachment cross-sections for CHF₃ and CF₄. Total cross-sections are taken as the summation of respective multiple collision cross-sections in order to set the corresponding cross-sets in Eq. (1).

$$\begin{aligned} & \left(\frac{E}{N}\right)^2 \frac{d}{d\epsilon} \left(\frac{\epsilon}{3Q_m^e} \frac{df}{d\epsilon}\right) + \left(\frac{eE}{N}\right) \left(\frac{\alpha - \eta}{N}\right) \frac{d}{d\epsilon} \left(\frac{\epsilon}{3Q_m^e} f\right) + \left(\frac{eE}{N}\right) \left(\frac{\alpha - \eta}{N}\right) \frac{\epsilon}{3Q_m^e} \frac{df}{d\epsilon} \\ & + \left(\frac{\alpha - \eta}{N}\right)^2 \frac{\epsilon}{3Q_m^e} f + \frac{2m}{M} \frac{d}{d\epsilon} (\epsilon^2 Q_m f) + (\epsilon + \epsilon_v) Q_v (\epsilon + \epsilon_v) f(\epsilon + \epsilon_v) - \epsilon Q_v(\epsilon) f(\epsilon) \\ & + 4(2\epsilon + \epsilon_i) Q_i (2\epsilon + \epsilon_i) f(2\epsilon + \epsilon_i) - \epsilon Q_i(\epsilon) f(\epsilon) - \epsilon Q_a(\epsilon) f(\epsilon) = 0 \end{aligned} \quad (1)$$

Eq. (1) can be rewritten as a second order differential equation as in Eq. (2). Then the distribution function of electron energy distribution is calculated by solving this differential equation.

$$A \frac{d^2 F}{d\epsilon^2} + B \frac{dF}{d\epsilon} + CF + D = 0 \quad (2)$$

The coefficients of the second order differential equation are:

$$A = e \left(\frac{E}{N}\right)^2 \frac{\epsilon}{3Q_m^e} \quad (3)$$

$$B = e \left(\frac{E}{N}\right)^2 \left(\frac{Q_m^e - \epsilon \frac{dQ_m^e}{d\epsilon}}{3(Q_m^e)^2}\right) + 2 \left(\frac{eE}{N}\right) \left(\frac{\alpha - \eta}{N}\right) \left(\frac{\epsilon}{3Q_m^e}\right) + 2 \left(\frac{m}{M}\right) e\epsilon Q_m \quad (4)$$

$$C = \left(\frac{eE}{N}\right) \left(\frac{\alpha - \eta}{N}\right) \left(\frac{Q_m^e - \epsilon \frac{dQ_m^e}{d\epsilon}}{3(Q_m^e)^2}\right) + \left(\frac{\alpha - \eta}{N}\right)^2 e \left(\frac{\epsilon}{3Q_m^e}\right) \quad (5)$$

$$+ 2 \left(\frac{m}{M}\right) e \left(2\epsilon Q_m + \epsilon^2 \frac{dQ_m}{d\epsilon}\right) - e\epsilon(Q_m^e - Q_m)$$

$$D = e(\epsilon + \epsilon_v)Q_v(\epsilon + \epsilon_v)F(\epsilon + \epsilon_v) + e(\epsilon + \epsilon_{ex})Q_{ex}(\epsilon + \epsilon_{ex})F(\epsilon + \epsilon_{ex}) + 4e(2\epsilon + \epsilon_i)Q_i(2\epsilon + \epsilon_i)F(2\epsilon + \epsilon_i) \quad (6)$$

First, a guess value of $\alpha - \eta$ (for argon $\eta = 0$) is introduced into Eq. (2) and then, by solving the second order differential equation, the new value of $\alpha - \eta$ is found. In order to modify the EEDF, this new value is again introduced into the equation. This iterative procedure is stopped when a final convergence for $\alpha - \eta$ is obtained [8, 12].

The cross-sections for CHF₃ are by Kushner and Zhang [23] and those for CF₄ by Kurihara et al. [9] are employed.

3. Results and discussion

In this paper, the ionization, attachment, effective ionization coefficients, and limit electrical fields are determined for pure CHF₃, pure CF₄, and mixtures of CHF₃+CF₄ by solving Boltzmann's equation.

The density normalized effective ionization coefficients ($(\alpha - \eta)/N$) in pure CHF₃ and pure CF₄ are displayed in Figure 1. The results of pure CHF₃ are compared with the results of Christophorou and Olthoff [16] and the results of pure CF₄ are compared with the results of Christophorou et al. [6]. Furthermore, the density normalized effective ionization coefficients are also calculated by an electron Boltzmann equation solver, Bolsig+ [24], and reasonable agreement with our results is obtained.

The electron drift velocities (W) in pure CHF₃ and CF₄ are shown in Figure 2. Similar to the density normalized effective ionization coefficients, the results of pure CHF₃ are compared with the results of Christophorou and Olthoff [16] and the results of pure CF₄ are compared with the results of Nikitovic et al. [25]. The Bolsig+ calculation results are also plotted in this figure with good agreement.

The effect of addition of CF₄ into CHF₃ is observed by increasing the CF₄ concentration from 0% to 25% with an incremental step of 5%. In the CHF₃+CF₄ gas mixtures investigated, the CHF₃ concentrations are higher than those of CF₄, since the atmospheric lifetime of CHF₃ is much less than that of CF₄. The electron mean energies ($\bar{\epsilon}$) in CHF₃+CF₄ mixtures are shown in Figure 3. It can be seen from this figure that the electron mean energies increase with decreasing CHF₃ content, while at high E/N values the electron mean energy stays relatively constant with decreasing CHF₃ content.

The electron drift velocities in CHF₃+CF₄ mixtures are shown in Figure 4. The electron drift velocities increase with decreasing CHF₃ content but at high E/N values they stay relatively constant with the decreasing CHF₃ content. The electron drift velocities increase with increasing E/N values. As can be seen from the inset figure, the variations in electron drift velocities are more pronounced at lower E/N values. Since the magnitude of the momentum transfer cross-section of CHF₃ is larger than that of CF₄, as the CHF₃ concentration increases the drift velocities decrease in the lower E/N range.

Figure 5 represents the density normalized ionization coefficients (α/N) of CHF₃+CF₄ gas mixtures. At E/N values of less than 150 Td the addition of CF₄ into the mixture slightly reduces the ionization coefficient, but this change is relatively small. The ionization coefficient increases with increasing E/N values.

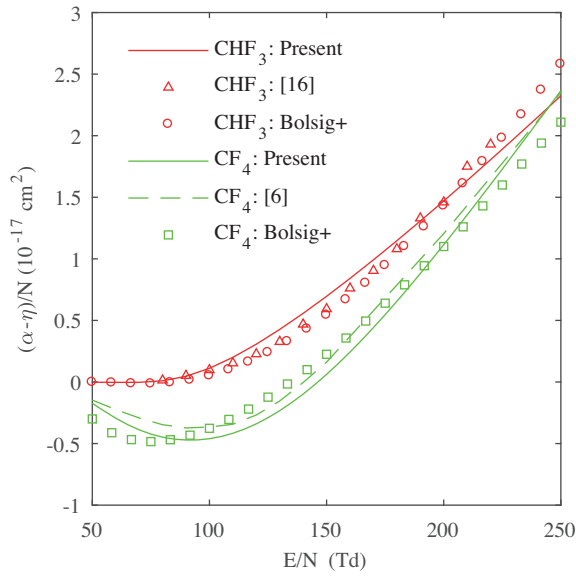


Figure 1. $(\alpha - \eta)/N$ in pure CHF_3 and CF_4 .

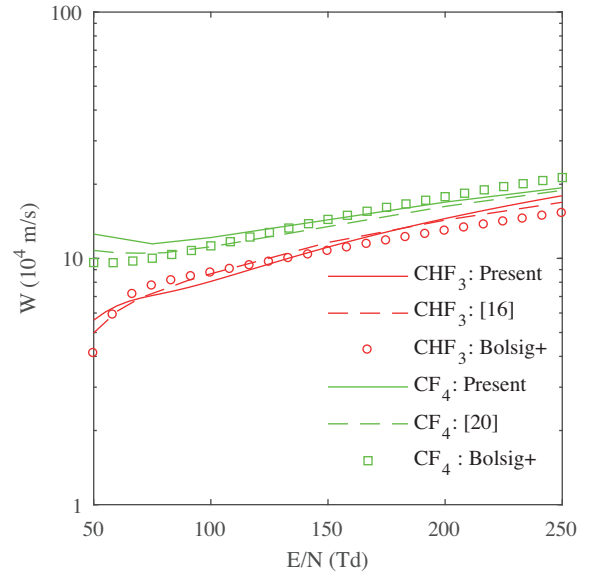


Figure 2. W in pure CHF_3 and CF_4 .

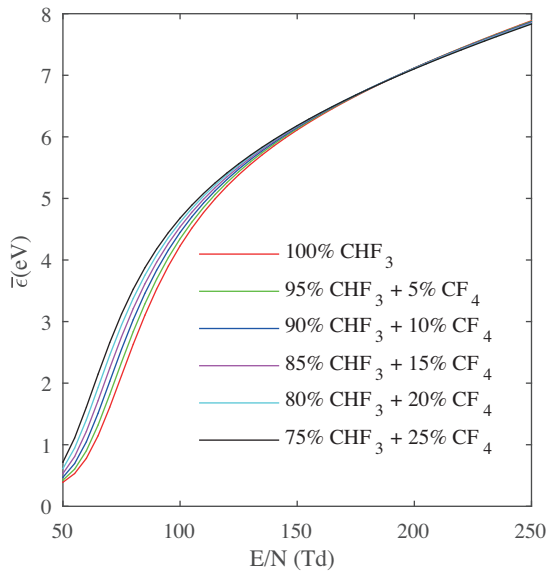


Figure 3. $\bar{\epsilon}$ in $\text{CHF}_3 + \text{CF}_4$ gas mixtures.

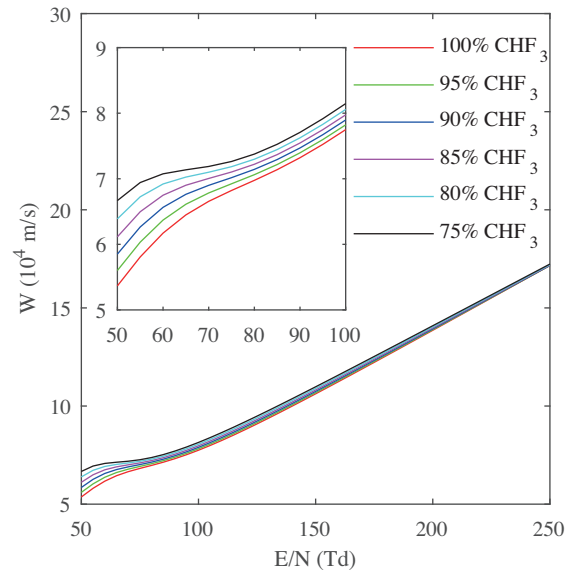


Figure 4. W in $\text{CHF}_3 + \text{CF}_4$ gas mixtures.

The density normalized attachment coefficients (η/N) of $\text{CHF}_3 + \text{CF}_4$ gas mixtures are shown in Figure 6. The addition of CF_4 into the mixture increases the attachment coefficient. CF_4 is a more electronegative gas than CHF_3 , so by increasing the CF_4 content, the binary mixture becomes more electronegative.

Figure 7 displays $(\alpha - \eta)/N$ of $\text{CHF}_3 + \text{CF}_4$ gas mixtures. At E/N values of less than 150 Td the addition of CF_4 to the mixture reduces the effective ionization coefficient, while at E/N values of more than 150 Td the density normalized effective ionization coefficients saturate with increasing CF_4 content. By adding CF_4 to CHF_3 , the ionization, attachment coefficient, and ionization minus attachment coefficient (effective ionization coefficient) are changed. The change in the attachment coefficient is more pronounced than the change in the

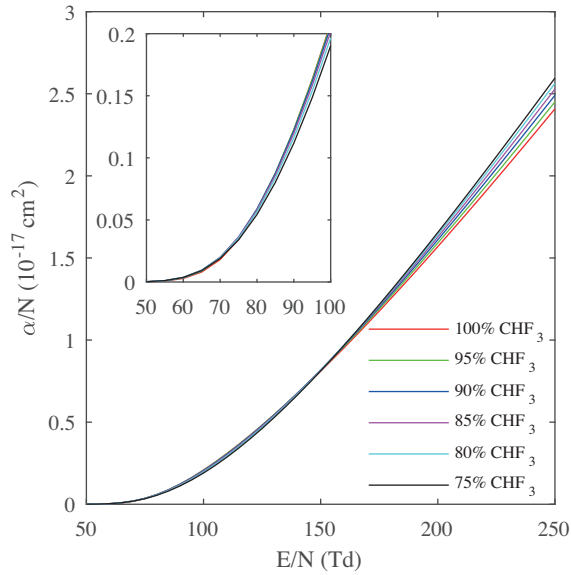


Figure 5. α/N in CHF_3+CF_4 gas mixtures.

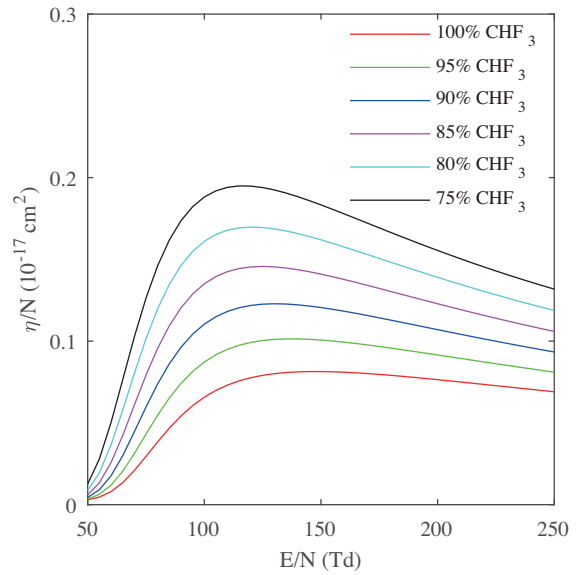


Figure 6. η/N in CHF_3+CF_4 gas mixtures.

ionization coefficient, so the change of the effective ionization coefficient is more dependent on the change in the attachment coefficient.

The density normalized limit electrical fields (E/N_{limit}) of CHF_3+CF_4 gas mixtures are shown in Figure 8. It can be observed from this figure that as CF_4 content increases, the electronegative character of the mixture increases and so the limit electrical field increases. The present limit electrical field of pure CHF_3 is calculated as 72 Td, which matches the value reported by Dengming and Yunkun [26], where they found $E/N_{\text{limit}} = 74.8$ Td. There is good agreement of the present result of the limit electrical field of pure CF_4 (144 Td) with the experimental results of Lakshminarasimha et al. [27] (143 Td) and Datskos et al. [28] (142 Td).

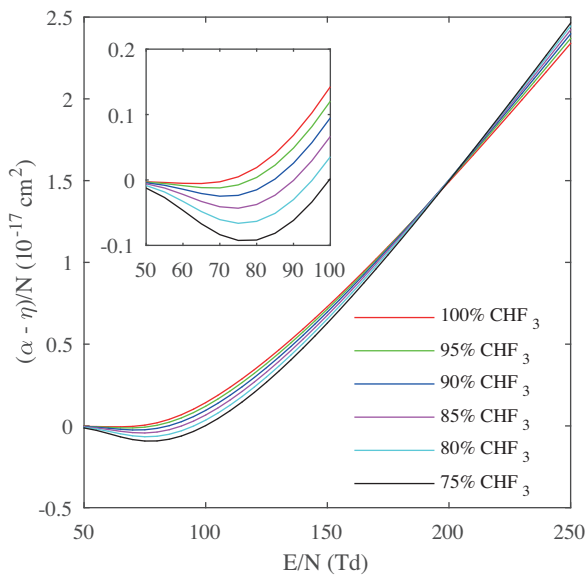


Figure 7. $(\alpha - \eta)/N$ in CHF_3+CF_4 mixture.

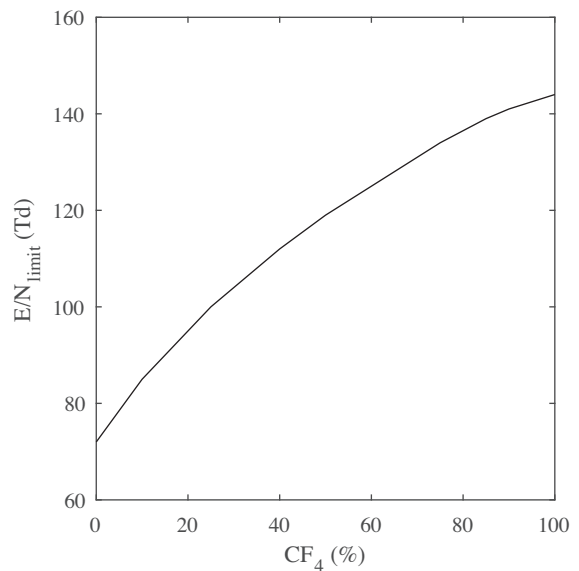


Figure 8. E/N_{limit} in CHF_3+CF_4 mixture.

The dielectric strength of the gas mixtures is divided by the sum of the dielectric strength of each gas in the gas mixtures. Then the result is subtracted by 1 and multiplied by 100, so the synergism [12, 13] results are found for the gas mixtures, which are shown in Figure 9.

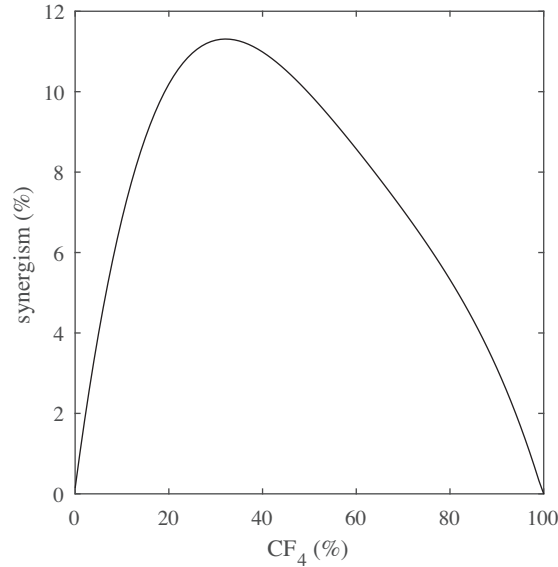


Figure 9. The synergism in CHF₃+CF₄ mixture.

4. Conclusions

CHF₃ and CF₄ are both electronegative and greenhouse gases, but the atmospheric lifetime of CHF₃ is much less than that of CF₄ and so CHF₃ is a substitute gas for CF₄. In this study, dielectric properties of CHF₃, CF₄, and their binary mixtures are investigated by Boltzmann equation analysis.

The effective ionization coefficients and drift velocities of pure CHF₃ and pure CF₄ are calculated by using Boltzmann equation analysis. Then the results are compared with the ones in the literature and good agreement is observed. After the accuracy of the calculation method is proven, the electron swarm parameters of CHF₃+CF₄ gas mixtures are calculated in a wide range of E/N.

The limit electrical fields in pure CHF₃, pure CF₄, and CHF₃+CF₄ gas mixtures are obtained by determining the E/N at which the effective ionization coefficients are zero. The synergism is obtained by calculation and linear combinations of the limit electrical field. At constant E/N values, the electron mean energies increase with decreasing CHF₃ content, but at high E/N this change becomes stable. A similar response is observed in electron drift velocities, which increase with decreasing CHF₃ content.

CF₄ is more electronegative than CHF₃ so the addition of CF₄ into the mixture increases the attachment coefficient but reduces the ionization coefficient. However, the change of ionization coefficient is lower than the change of attachment coefficient. Total change in effective ionization coefficient depends on the change in attachment coefficient and ionization coefficient and it decreases with increasing CF₄ content. The limit electrical fields increase with increasing electronegativity and so increase with increasing CF₄ content and the synergism is obtained with these results.

References

- [1] Reinking GF, Christophorou LG, Hunter SR. Studies of total ionization in gases/mixtures of interest to pulsed power applications. *J Phys D Appl Phys* 1986; 60: 499-508.
- [2] Bradley JDB, Ay F, Wörhoff K, Pollnau M. Fabrication of low-loss channel waveguides in Al_2O_3 and Y_2O_3 layers by inductively coupled plasma reactive ion etching. *Appl Phys B* 2007; 89: 311-318.
- [3] Altunin VV, Selover TB, Ghojel JI. *Thermophysical Properties of Freons, Vol. 9: Methane Series, Part 2*. Boca Raton, FL, USA: CRC Press, 1987.
- [4] Muhle J, Ganesan AL, Miller BR, Salameh PK, Harth CM, Grealley BR, Rigby M, Porter LW, Steele LP, Trudinger CM et al. Perfluorocarbons in the global atmosphere: tetrafluoromethane, hexafluoroethane, and octafluoropropane. *Atmos Chem Phys* 2010; 10: 5145-5164.
- [5] Intergovernmental Panel on Climate Change. *Global Warming Potential Values*. Geneva, Switzerland: Intergovernmental Panel on Climate Change, 2014.
- [6] Christophorou LG, Olthoff JK, Rao MVVS. Electron interactions with CF_4 . *J Phys Chem Ref Data* 1996; 25: 1341-1388.
- [7] Dujko S, Raspopović ZM, Petrović ZL. Monte Carlo studies of electron transport in crossed electric and magnetic fields in CF_4 . *J Phys D Appl Phys* 2005; 38: 2952-2966.
- [8] Tezcan SS, Dincer MS, Bektas S, Hiziroglu HR. Boltzmann analysis of electron swarm parameters in binary CF_4 +Ar mixtures. *IEEE T Dielectr Electr Insul* 2013; 20: 98-103.
- [9] Kurihara M, Petrovic ZL, Makabe T. Transport coefficients and scattering cross-sections for plasma modelling in CF_4 -Ar mixtures: a swarm analysis. *J Phys D Appl Phys* 2000; 33: 2146-2153.
- [10] de Urquijo J, Basurto E, Hernandez-Avila JL. Measurement of electron drift diffusion and effective ionization coefficients in the SF_6 - CHF_3 and SF_6 - CF_4 gas mixtures. *J Phys D Appl Phys* 2003; 36: 3132-3137.
- [11] Xueli L, Dengming X. Monte Carlo simulation of electron swarm parameters in the SF_6 / CF_4 gas mixtures. *Jpn J Appl Phys* 2007; 46: 4A.
- [12] Tezcan SS, Duzkaya H, Dincer MS, Hiziroglu HR. Assessment of electron swarm parameters and limiting electric fields in SF_6 + CF_4 +Ar gas mixtures. *IEEE T Dielectr Electr Insul* 2016; 23: 1996-2005.
- [13] Tezcan SS, Dincer MS and Bektas S. Effective ionization coefficients, limiting electric fields, and electron energy distributions in CF_3I + CF_4 +Ar ternary gas mixtures. *Phys Plasmas* 2016; 23: 073507.
- [14] National Aeronautics and Space Administration. *Halocarbons: Ozone Depletion And Global Warming Overview*. Washington, DC, USA: NASA.
- [15] Angelino G, Invernizzi C. Experimental investigation on the thermal stability of some new zero ODP refrigerants. *Int J Refrig* 2003; 26: 51-58.
- [16] Christophorou LG, Olthoff JK. Electron interactions with plasma processing gases: an update for CF_4 , CHF_3 , C_2F_6 and C_3F_8 . *J Phys Chem Ref Data* 1999; 28: 967-982.
- [17] Wang Y, Christophorou LG, Olthoff JK, Verbrugge JK. Electron drift and attachment in CHF_3 and its mixtures with argon. *Chem Phys Lett* 1999; 304: 303-308.
- [18] Hernandez-Avila JL, Basurto E and de Urquijo J. Electron transport and ionization in CHF_3 -Ar and CHF_3 - N_2 gas mixtures. *J Phys D Appl Phys* 2004; 37: 3088-3092.
- [19] White RD, Robson RE, Morrison MA, Schmidt B. Is the classical two-term approximation of electron kinetic theory satisfactory for swarms and plasmas? *J Phys D Appl Phys* 2003; 36: 3125-3131.
- [20] Dujko S, White RD, Ness KF, Petrović ZLj, Robson RE. Nonconservative electron transport in CF_4 in electric and magnetic fields crossed at arbitrary angles. *J Phys D Appl Phys* 2006; 39: 4788-4798.

- [21] Deng Y, Xiao D. Analysis of the insulation characteristics of CF₃I gas mixtures with Ar, Xe, He, N₂, and CO₂ using Boltzmann equation method. *Jpn J Appl Phys* 2014; 53: 096201.
- [22] Li X, Guo X, Zhao H, Jia S, Murphy AB. Prediction of the critical reduced electric field strength for carbon dioxide and its mixtures with copper vapor from Boltzmann analysis for a gas temperature range of 300 K to 4000 K at 0.4 MPa. *J Appl Phys* 2015; 117: 143302.
- [23] Kushner M, Zhang D. An electron impact cross section set for CHF₃. *J Appl Phys* 2000; 88: 3231-3234.
- [24] Hagelaar GJM, Pitchford LC. Solving the Boltzmann equation to obtain electron transport coefficients and rate coefficients for fluid models. *Plasma Sources Sci Technol* 2005; 14: 722-733.
- [25] Nikitovic ZD, Stojanovic VD, Booth J, Petrovic ZL. Electron transport coefficients in mixtures of CF₄ and CF₂ radicals. *Plasma Sources Sci Technol* 2009; 18: 0350008.
- [26] Dengming X, Yunkun D. Determination of electron swarm parameters in pure CHF₃ and CF₄ by a time-resolved method. *Plasma Sci Technol* 2013; 15: 25-29.
- [27] Lakshminarasimha CS, Lucas J, Snelson RA. Time-of-flight electron swarm studies of ionisation and attachment in gases. *Proc Inst Electr Eng* 1975; 122: 1162-1165.
- [28] Datskos PG, Christophorou LG, Carter JG. Effective ionization coefficients, electron drift velocities and limiting breakdown fields for gas mixtures of possible interest to particle detectors. In: *IEEE Conference on Electrical Insulation and Dielectric Phenomena*; 20-23 Oct. 1991; Knoxville, TN, USA. New York, NY, USA: IEEE. pp. 474-481.