

The analysis of a semiconductor single asymmetric and symmetric step-index laser for even and odd fields by Alpha Method

Mustafa TEMİZ, Mehmet ÜNAL

*Pamukkale University, Engineering Faculty, Electrical and Electronics Engineering
Department. Kınıklı, Denizli-TURKEY
e-mail: mustafatemiz@pau.edu.tr, mehmetunal@pau.edu.tr*

Abstract

In this work, semiconductor step-index single waveguide has been analyzed by Alpha Method. A requested quantity of wave guide can be obtained in terms of normalized propagation constant, which is represented by alpha belonging to active region. Based on this method, structural properties of the material containing any requested quantity of the waveguide is theoretically calculated, when the width of the active region, the refractive indices of the regions and the wavelength are given.

In the TE mode some important parameters, such as the propagation constants for regions of the semiconductor step-index single waveguide, the wave numbers, the effective index of refraction of the active region, the dielectric constant, the phase constant, the absorption coefficients, and the confinement factors of the regions, stray ratios of the field probabilities to the cladding regions from the active region, arised power per unit length and effective mass of electron in the active region, η, ζ coordinate variables for energy eigenvalues for charged carriers in the orthogonal coordinate system $\zeta - \eta$, have been estimated, calculated theoretically and validities of found formulas have been tested, numerically. Since the effective refractive index belonging to the active region is constant, the quantities such as the phase constant, the phase velocity, the dielectric constant, the parameters η, ζ , the field amplitudes, the power raised per unit length, and effective mass of the electron being constant have been observed.

In this novel study, some design parameters such as the normalized frequency and a specially normalized propagation constant have been obtained, depending on some parameters which are functions of energy eigenvalues of the carriers such as electrons and holes confined in a semiconductor single asymmetric and symmetric step-index wave guide (SCSAaSSIWG) for even and odd fields. Some optical expressions about the optical power and probability quantities for the active region and cladding layers of the SCSAaSSIWG have been investigated in terms of these parameters.

Key Words: *Normalized frequency, Normalized propagation constant, Wave number, Confinement factor, Field probability ratio*

1. Introduction

Semiconductor single step-index laser (SCSIL) which has 3 regions is shown in Figure 1. Refractive indices (RIs) of the regions are n_I, n_{II}, n_{III} and the width of active region (AR) is $2a$. Regions I and III are called cladding layers (CLs). Generally we take as $n_{II} > n_I > n_{III}$ which shows a semiconductor single asymmetric step-index laser (SCSASIL). If it is taken as $n_{II} > n_I = n_{III} = n_{I,III}$ the laser is called semiconductor single symmetric step-index laser (SCSSSIL) [1,2,3].

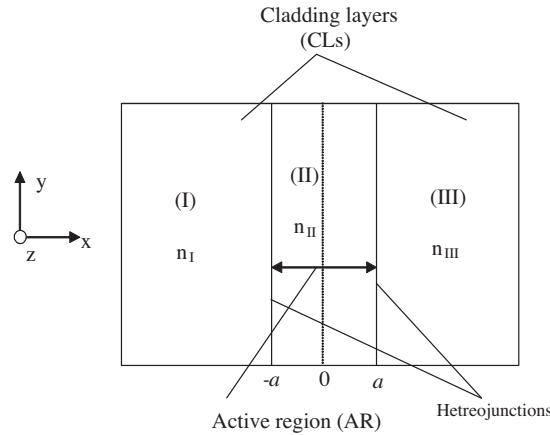


Figure 1. Active region (AR) and cladding layers (CLs).

In the AR the optical fields are represented by the even field $E_{yII} = A \cos \alpha_{II}x = A \cos \frac{n\pi x}{2a}$, $n=1, 3, 5, \dots$, which is a cosine function or odd field $e_{yII} = B \sin \alpha_{II}x = B \sin \frac{n\pi x}{2a}$, $n=2, 4, 6, \dots$, which is a sinus function. The fields of the CLs are respectively given by $E_{yI} = A_I \exp[\alpha_I(x+a)]$, $E_{yIII} = A_{III} \exp[-\alpha_{III}(x-a)]$ for even field and $e_{yI} = B_I \exp[\alpha_I(x+a)]$, $e_{yIII} = B_{III} \exp[-\alpha_{III}(x-a)]$ for odd field [1,2,3]. Amplitudes A_I (B_I) and A_{III} (B_{III}) are given [1,2,3] by $A_I = A_{III} = A \cos \zeta$ ($B_I = B_{III} = B \sin \zeta$). In this work quantities for odd fields are symbolized with a prime notation. Since the AR is a medium of the signal transmission to normalize the fields in AR, the integrals $I_{II} = \int_{-a}^a |E_{yII}(x)|^2 dx = 1$, $I'_{II} = \int_{-a}^a |e_{yII}(x)|^2 dx = 1$ give the amplitude (AD) A and amplitude (AD) B as $A = \sqrt{\frac{2\alpha_{II}}{2\zeta + \sin 2\zeta}}$ and $B = \sqrt{\frac{2\alpha_{II}}{2\zeta - \sin 2\zeta}}$ [1,2,3]. Propagation constants (PCs) α_I, α_{II} and α_{III} for even field of the regions are defined as follows:

$$\alpha_I = \sqrt{\beta_z^2 - \left(\frac{\omega n_I}{c}\right)^2} = \sqrt{\beta_z^2 - k_I^2}, \alpha_{II} = \sqrt{\left(\frac{\omega n_{II}}{c}\right)^2 - \beta_z^2} = \sqrt{\beta_z^2 - k_{II}^2}, \alpha_{III} = \sqrt{\beta_z^2 - \left(\frac{\omega n_{III}}{c}\right)^2} = \sqrt{\beta_z^2 - k_{III}^2} \tag{1}$$

$$k_I = \frac{\omega n_I}{c} = k_o n_I = \frac{2\pi}{\lambda} n_I, \quad k_{II} = \frac{\omega n_{II}}{c} = k_o n_{II} = \frac{2\pi}{\lambda} n_{II}, \quad k_{III} = \frac{\omega n_{III}}{c} = k_o n_{III} = \frac{2\pi}{\lambda} n_{III} \tag{2}$$

where $k_i, i=I,II, III, c, \omega, \lambda, k_o$ ve β_z are respectively wave number (WN), the speed of light, angular frequency, free space wavelength and wave number, and phase constant (PhC). The normalized propagation constant (NPC) for even (odd) field is represented by α (α') and given by $\alpha = \sin^2 \zeta$ ($L = \alpha' = 1 - \alpha = \cos^2 \zeta$) [1,2,3]. The variables ζ, η for even field and ζ', η' for odd field are respectively given by $\zeta = \alpha_{II}a = \sqrt{c} \cos \zeta, \eta = \eta_I = \sqrt{c} \sin \zeta$

and $\zeta' = \alpha'_{II}a = V \sin \zeta$, $\eta' = \eta'_I = V \cos \zeta$. Here η , ζ are coordinate variables for energy eigenvalues for charged carriers in the orthogonal coordinate system $\zeta - \eta$. V is called normalized frequency (NF) [4], which is a function of the coordinate variables (ζ, η) and (ζ', η') , and is given by $V_a = \frac{1}{\sqrt{1-\alpha}} [\frac{m}{2}\pi + \arctan \sqrt{\frac{\alpha}{1-\alpha}}]$, $m=0, 1, 2, \dots$ in a SCSASIL [4] and $V = \sqrt{\zeta^2 + \eta^2} = \sqrt{\zeta'^2 + \eta'^2} = ak_o NA$ in a SCSSSIL. Here NA is the numerical aperture given by $NA_a = \sqrt{n_{II}^2 - n_I^2}$ in a SCSASIL and $NA = \sqrt{n_{II}^2 - n_{I,III}^2}$ in a SCSSSIL [1,2,3]. The coordinate variables ζ, η (ζ', η') create a circle with radius V in a SCSSSIL as shown in Figure 2. The intersection points of the circle and eigenvalue equation $\tan \zeta = \eta/\zeta$ ($\cot \zeta = \eta'/\zeta'$) of the SCSIL for even (odd) field in TE mode [3] give the solution points as shown in Figure 2. The PCs α_I and α_{III} and numeric apertures NA_a in a SCSASIL and NA in a SCSSSIL are respectively equal to each other since $n_{II}n_I = n_{III} = n_{I,III}$ as $\alpha_{III} = \alpha_I = \alpha_{I,III} = \sqrt{\beta_z^2 - (\frac{\omega n_{I,III}}{c})^2}$ and $NA_a = NA$ and therefore the ordinate variable $\eta_I = \eta_{III} = \eta_{I,III} = \eta = \alpha_{I,III}a$. The propagation constant (PC) α_{II} is given by $\alpha_{II} = k_o NA \cos \zeta = k_o NA \sqrt{1-\alpha}$ in a SCSIL [1,2,3].

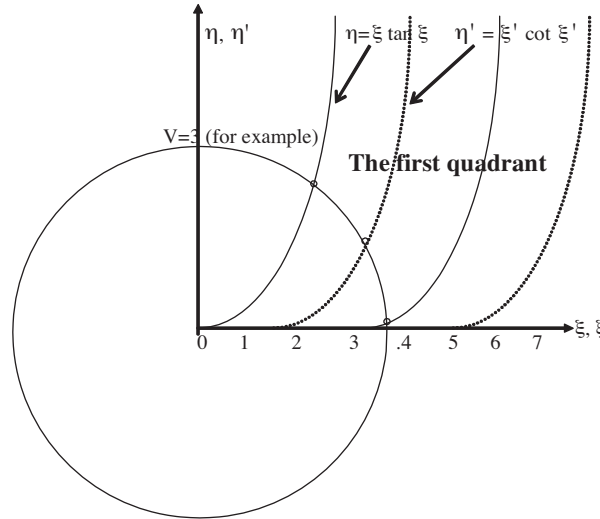


Figure 2. Intersection points of the normalized frequency $V = \sqrt{\zeta^2 + \eta^2}$ ($V = \sqrt{\zeta'^2 + \eta'^2}$) for even (for odd) field and eigenvalue equation [1,2,3] $\tan \zeta = \eta/\zeta$ ($\cot \zeta = \eta'/\zeta'$) of the SCSIL, which creates a circle part in the first dial in a SCSIL in TE mode.

2. Effective refractive index and phase velocity in a SCSASIL

The PhC β_z in a SCSASIL is found by $\beta_z = k_{II} \sqrt{1 - (\frac{\alpha_{II}}{k_{II}})^2} = k_o \sqrt{n_{II}^2 - (1-\alpha)NA^2}$ in which NA_a is transformed into $NA_{I,III} = NA = \sqrt{n_{II}^2 - n_{I,III}^2}$ since $n_{III} = n_I = n_{I,III}$ in a SCSSSIL. Therefore, we have [4,5] $\beta_z \rightarrow \beta_{zI,III} = k_o \sqrt{n_{II}^2 - (1-\alpha)NA_{I,III}^2}$ or $\beta_{zI,III} = k_o \sqrt{n_{I,III}^2 - \alpha NA_{I,III}^2}$ and $V = a \sqrt{k_{II}^2 - k_{I,III}^2} =$

$ak_oNA_{I,III}$ [4]. The effective refractive indices (ERI) of AR in a SCSASIL and SCSSSIL is given [5,6] by

$$n_{ef} = \frac{\beta_z}{k_o} = \sqrt{n_I^2 + \alpha(n_{II}^2 - n_I^2)} = n_{II}\sqrt{1 - \left(\frac{\alpha_{II}}{k_{II}}\right)^2} = \sqrt{n_{II}^2 - (1 - \alpha)NA_a^2} \quad (3)$$

and

$$n_{efI,III} = \frac{\beta_{zI,III}}{k_o} = \sqrt{n_{II}^2 - (1 - \alpha)NA_{I,III}^2} = \sqrt{n_{I,III}^2 - \alpha NA_{I,III}^2} \quad (4)$$

respectively and so phase velocity (PV) and value of dielectric constant (DEC) in AR are respectively $v=c/n_{ef}$ and $\varepsilon = \varepsilon_o n_{ef}^2$ where ε_o is dielectric constant of the vacuum as 8.85×10^{-12} F/m in MKSA unit system.

3. Novel formulae in TE mode in SCSASIL and SCSSSIL

Using asymmetric factor a_p [4], the PCs $\alpha_I, \alpha_{II}, \alpha_{III}$ and $\alpha'_I, \alpha'_{II}, \alpha'_{III}$ and abscissa ζ , ordinates η, η_{III} and η', η'_{III} in the regions I, II and III of the SCSIL are formulated by

$$\alpha_I = k_oNA_a\sqrt{\alpha}, \quad \alpha_{II} = k_oNA_a\sqrt{(1 - \alpha)}, \quad \alpha_{III} = k_oNA_a\sqrt{(1 + a_p) - (1 - \alpha)} \quad (5)$$

$$\zeta = ak_oNA_a\sqrt{(1 - \alpha)}, \quad \eta_I = \eta = ak_oNA_a\sqrt{\alpha}, \quad \eta_{III} = ak_oNA_a\sqrt{(1 + a_p) - (1 - \alpha)} \quad (6)$$

for even field and

$$\alpha'_I = k_oNA_a\sqrt{1 - \alpha}, \quad \alpha'_{II} = k_oNA_a\sqrt{\alpha}, \quad \alpha'_{III} = k_oNA_a\sqrt{(1 + a_p) - \alpha} \quad (7)$$

$$\zeta' = ak_oNA_a\sqrt{\alpha}, \quad \eta'_I = ak_oNA_a\sqrt{1 - \alpha}, \quad \eta'_{III} = ak_oNA_a\sqrt{(1 + a_p) - \alpha} \quad (8)$$

for odd field in a SCSASIL and

$$\alpha_I = k_oNA_{I,III}\sqrt{\alpha}, \quad \alpha_{II} = k_oNA_{I,III}\sqrt{1 - \alpha}, \quad \alpha_{III} = k_oNA_{I,III}\sqrt{\alpha} \quad (9)$$

$$\zeta = ak_oNA_{I,III}\sqrt{(1 - \alpha)} = V_{I,III}\sqrt{(1 - \alpha)}, \quad \eta_I = ak_oNA_{I,III}\sqrt{\alpha} = V_{I,III}\sqrt{\alpha}, \quad \eta_{III} = ak_oNA_{I,III}\sqrt{\alpha} = V_{I,III}\sqrt{\alpha} \quad (10)$$

for even field and

$$\alpha'_I = k_oNA_{I,III}\sqrt{1 - \alpha}, \quad \alpha'_{II} = k_oNA_{I,III}\sqrt{\alpha}, \quad \alpha'_{III} = k_oNA_{I,III}\sqrt{(1 - \alpha)}, \quad \eta'_I = ak_oNA_{I,III}\sqrt{1 - \alpha} = V_{I,III}\sqrt{1 - \alpha} \quad (11)$$

$$\zeta' = ak_oNA_{I,III}\sqrt{\alpha} = V_{I,III}\sqrt{\alpha}, \quad \eta'_I = ak_oNA_{I,III}\sqrt{1 - \alpha} = V_{I,III}\sqrt{1 - \alpha},$$

$$\eta'_{III} = ak_oNA_{I,III}\sqrt{(1 + a_p) - \alpha} = V_{I,III}\sqrt{(1 + a_p) - \alpha}, \quad (12)$$

for odd field in a SCSSSIL. Here $V_{I,III}$ is given by $V_{I,III} = ak_oNA_{I,III}$.

The power per unit length (PPUL), impedance value (IV), effective mass of an electron (EME) in even or odd field in direction y in AR of a SCSIL are given by $P = \frac{\beta_z}{\mu_o\omega}$, $Z = \omega\mu_o/\beta_z$

$m^* = 0.067 \times 9.1095 \times 10^{-31} / \sqrt{1 - 1/n_e^2}$ ¹, where ω , μ_o are angular frequency and magnetic permeability. The expressions $E_n = n^2 E_1$ and $E_1 = \frac{\hbar^2 \pi^2}{1.602 \times 10^{-19} \times 8m^* a^2}$ (eV-electron volt), $n=1, 2, 3, \dots$, denote energy eigenvalue (EEV) in AR. Energy levels in AR is $e_\nu = V_o - n^2 E_1$, $\nu=0, 1, 2, \dots$, where $V_o = \frac{E_n}{\alpha} = \frac{E_n V^2}{\eta^2}$ is barrier potential energy (BPE). It must be always $V_o > E_n$ [3].

4. Field probability ratios in TE mode in a SCSASIL and SCSSIL

Field Probability Ratio \bar{R}_a (FPR) for even field [\bar{r}_a for odd field] in the regions I, II and III in a SCSASIL is given by $\bar{R}_a = \frac{I_\ell}{I_{II}}$ [$\bar{r}_a = \frac{I'_\ell}{I'_{II}}$]. Here I_{II} and I_ℓ (I'_ℓ) are respectively field probability in AR and total evanescent field probability for even (odd) field in CLs [1,2,3].

$$\bar{R}_a = \frac{I_\ell}{I_{II}} = \frac{A_I^2}{2\alpha_I} + \frac{A_{III}^2}{2\alpha_{III}}, \quad \bar{r}_a = \frac{I'_\ell}{I'_{II}} = \frac{B_I^2}{2\alpha_I} + \frac{B_{III}^2}{2\alpha_{III}} \quad (13)$$

which are transformed into the formulas

$$\bar{R} = \frac{1 - \alpha}{\eta + \alpha}, \quad \bar{r} = \frac{1 - \alpha}{\eta - \alpha} \quad (14)$$

in a SCSSIL [1,2,3,7].

Denoting input probability with $I_i = I_{II} + I_\ell$ ($I'_i = I'_{II} + I'_\ell$), the ratios \bar{K}_a and \bar{q}_a of total evanescent field probabilities to the input probabilities, $\frac{I_\ell}{I_i}$ and $\frac{I'_\ell}{I'_i}$, for even and odd fields in a SCSASIL are respectively defined as

$$\frac{I_\ell}{I_i} = \bar{K}_a = \left[\frac{A_I^2}{2\alpha_I} + \frac{A_{III}^2}{2\alpha_{III}} \right] / \left[1 + \frac{A_I^2}{2\alpha_I} + \frac{A_{III}^2}{2\alpha_{III}} \right], \quad \frac{I'_\ell}{I'_i} = \bar{q}_a = \left[\frac{B_I^2}{2\alpha'_I} + \frac{B_{III}^2}{2\alpha'_{III}} \right] / \left[1 + \frac{B_I^2}{2\alpha'_I} + \frac{B_{III}^2}{2\alpha'_{III}} \right], \quad (15)$$

which are also transformed into the formulas [1,2,3,7]

$$\bar{K} = \frac{1 - \alpha}{\eta + 1}, \quad \bar{q} = \frac{1 - \alpha}{1 + \eta - 2\alpha}. \quad (16)$$

in a SCSSIL [1,2,3,7].

Note that $\bar{K}_a + F_{II} = 1$ and $\bar{q}_a + F'_{II} = 1$. Absorption coefficients (ACs) or the confinement factors (CFs) of the regions I, II and III for even and odd fields in a SCSASIL are given [2] by

$$\frac{I_I}{I_i} = F_I = \frac{A_I^2}{2\alpha_I} / \left[1 + \frac{A_I^2}{2\alpha_I} + \frac{A_{III}^2}{2\alpha_{III}} \right], \quad \frac{I_{II}}{I_i} = F_{II} = 1 / \left[1 + \frac{A_I^2}{2\alpha_I} + \frac{A_{III}^2}{2\alpha_{III}} \right], \quad \frac{I_{III}}{I_i} = F_{III} = \frac{A_{III}^2}{2\alpha_{III}} / \left[1 + \frac{A_I^2}{2\alpha_I} + \frac{A_{III}^2}{2\alpha_{III}} \right] \quad (17)$$

and

$$\frac{I'_I}{I'_i} = F'_I = \frac{B_I^2}{2\alpha'_I} / \left[1 + \frac{B_I^2}{2\alpha'_I} + \frac{B_{III}^2}{2\alpha'_{III}} \right], \quad \frac{I'_{II}}{I'_i} = F'_{II} = 1 / \left[1 + \frac{B_I^2}{2\alpha'_I} + \frac{B_{III}^2}{2\alpha'_{III}} \right], \quad \frac{I'_{III}}{I'_i} = F'_{III} = \frac{B_{III}^2}{2\alpha'_{III}} / \left[1 + \frac{B_I^2}{2\alpha'_I} + \frac{B_{III}^2}{2\alpha'_{III}} \right] \quad (18)$$

¹This effective mass formula is given for the GaAs as the laser material.

which give the results

$$\Gamma_I = \Gamma_{III} = \Gamma_{I,III} = \frac{1}{2}\bar{K}, \quad \Lambda_I = \Lambda_{III} = \Lambda_{I,III} = \frac{1}{2}\bar{q}, \quad \Gamma_{II} = \frac{\alpha + \eta}{1 + \eta}, \quad \Lambda_{II} = \frac{\eta - \alpha}{1 + \eta - 2\alpha} \quad (19)$$

in a SCSASIL [1,2,3,7]. Also note that $\bar{K} + \Gamma_{II} = 1, \bar{q} + \Lambda_{II} = 1$.

5. Some novel formulae in TM mode in a SCSASIL

The relations between the variables $\zeta, \zeta', \eta_I = \eta, \eta'_I = \eta'$ in TE mode and ζ_{TM}, ζ'_{TM} in TM mode for even and odd field in a SCSASIL, as shown in Figure 3, are respectively as follows:

$$\zeta_{TM} = V \sqrt{1 + \alpha \left[\left(\frac{n_{II}^2}{n_I^2} \right)^2 - 1 \right] \cos \zeta}, \quad \eta_{TM} = V \sqrt{\alpha + \left(\frac{n_I^2}{n_{II}^2} \right)^2 (1 - \alpha) \sin \zeta} \quad (20)$$

$$\zeta'_{TM} = V \sqrt{1 + (1 - \alpha) \left(\frac{n_{II}^4}{n_I^4} - 1 \right) \sin \zeta}, \quad \eta'_{TM} = V \sqrt{1 - \alpha + \frac{n_I^4}{n_{II}^4} \alpha \cos \zeta} \quad (21)$$

which create the ellipses as

$$\frac{\zeta_{TM}^2}{r^2} + \frac{\eta_{TM}^2}{b^2} = 1, \quad r = V \sqrt{1 - \alpha + \alpha \left(\frac{n_{II}^2}{n_I^2} \right)^2}, \quad b = V \sqrt{\alpha + \left(\frac{n_I^2}{n_{II}^2} \right)^2 (1 - \alpha)} \quad (22)$$

$$\frac{\zeta'_{TM}{}^2}{r'^2} + \frac{\eta'_{TM}{}^2}{b'^2} = 1, \quad r' = V \sqrt{1 + (1 - \alpha) \left(\frac{n_{II}^4}{n_I^4} - 1 \right)}, \quad b' = V \sqrt{1 - \alpha + \left(\frac{n_I^2}{n_{II}^2} \right)^2 \alpha} \quad (23)$$

in which r and b (r' and b') are axes of ellipses (AEs) for even (odd) field. Consequently, we have seen that the geometrical position of the solution points on the eigenvalue equation of the SCSIL in TM mode is an ellipse part, since $\zeta > 0, \eta > 0$ [6]. That is, the ellipse part is also contained on the first quadrant of the coordinate system $\zeta - \eta$ ($\zeta' - \eta'$) which is formed by the coordinate variables ζ, η (ζ', η') for even (odd) field of eigenvalues (EEVs) of charged particles such as electrons and holes, as shown in Figure 3.

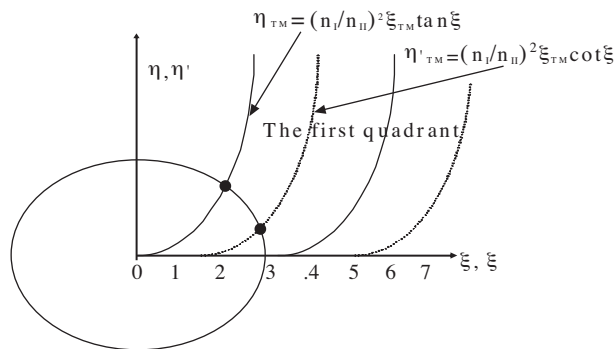


Figure 3 Solution points on the eigenvalue equation [1,2,3] $\tan \zeta = \left(\frac{n_{II}}{n_I} \right)^2 \frac{\eta_{TM}}{\zeta_{TM}}$ [$\cot \zeta = \left(\frac{n_{II}}{n_I} \right)^2 \frac{\eta'_{TM}}{\zeta'_{TM}}$] of the SCSIL for even (odd) field create ellipse part in TM mode.

As a result, for numeric computational confirming, for example, for data $\lambda=1.55 \mu\text{m}$ ($f = 1.772096565332690 \times 10^{13}$ Hz), $a=35 \text{ \AA}$, $n_I=10.922$, $n_{II}=10.923$ ve $n_{III}=10.921$ for even and odd fields in a SCSASIL and SCSSIL ($n_I = n_{III} = n_{I,III}=10.922$), respectively, we have Table which present various computed quantities. Since $V < 1.57$ in this example, there are no solutions for the odd field [8].

Table. For data $\lambda=1.55 \mu\text{m}$ ($f=1.772096565332690 \times 10^{13}$ Hz), $a=35 \text{ \AA}$, $n_I=10.922$, $n_{II}=10.923$ ve $n_{III}=10.921$ for *even field* in a SCSASIL and SCSSIL.

Quantities	Asymmetric		Symmetric	
	Symbol	Value of Quantity	Symbol	Value of Quantity
NF	V_a	0.00209697010488701	V	0.00209697010488701
NA	NA_a	0.14780054127099	NA	0.14780054127099
NPC	α	$4.39725773624949 \times 10^{-6}$	α	$4.39725773624949 \times 10^{-6}$
PC	α_I (1/m)	$1.256363203854682 \times 10^3$	$\alpha_I = \alpha_{III} = \alpha_{I,III}$ (1/m)	$1.256363203854682 \times 10^3$
PC	α_{II} (1/m)	$5.991329984064474 \times 10^5$	α_{II} (1/m)	$5.991329984064474 \times 10^5$
PC	α_{III} (1/m)	$5.991082057765108 \times 10^5$	$\alpha_I = \alpha_{III} = \alpha_{I,III}$ (1/m)	$1.256363203854682 \times 10^3$
AD	A_I	$1.195226857421494 \times 10^4$	$A_I = A_{III} = A_{I,III}$	$1.195226857421494 \times 10^4$
AD	A_{III}	$1.195226857421494 \times 10^4$	$A_I = A_{III} = A_{I,III}$	$1.195226857421494 \times 10^4$
WN	k_I (1/m)	$4.427416124194545 \times 10^7$	$k_I = k_{III} = k_{I,III}$ (1/m)	$4.427416124194545 \times 10^7$
WN	k_{II} (1/m)	$4.427821490988556 \times 10^7$	k_{II}	$4.427821490988556 \times 10^7$
WN	k_{III}	$4.427010757400533 \times 10^7$	$k_I = k_{III} = k_{I,III}$ (1/m)	$4.427416124194545 \times 10^7$
ERI	n_{ef}	10.92200000439746	n_{ef}	10.92200000439746
DEC	ε (F/m)	$1.054755919207530 \times 10^{-8}$	ε (F/m)	$1.054755919207530 \times 10^{-8}$
PhC	β_z (1/m)	$4.427416125977129 \times 10^7$	β_z (1/m)	$4.427416125977129 \times 10^7$
Zeta	ζ	0.00209696549442293	ζ	0.00209696549442293
Eta	$\eta = \eta_I$	$4.397270678500610 \times 10^{-6}$	$\eta = \eta_I = \eta_{III} = \eta_{I,III}$	$4.397270678500610 \times 10^{-6}$
Eta_{III}	η_{III}	0.00209687872022	$\eta = \eta_I = \eta_{III} = \eta_{I,III}$	$4.397271213491386 \times 10^{-6}$
CF	F_I	0.99788981757319	$\Gamma_I = \Gamma_{III} = \Gamma_{I,III}$	0.49999560275457
CF	F_{II}	$1.755202013010514 \times 10^{-5}$	Γ_{II}	$8.794490864587430 \times 10^{-6}$
CF	F_{III}	0.00209263040668	$\Gamma_I = \Gamma_{III} = \Gamma_{I,III}$	0.49999560275457
FPR	R_a	$5.697249892419534 \times 10^4$	R	$1.137065633974280 \times 10^5$
FPR	K_a	0.99998244797987	K	0.99999120551026
AD	A (V/m)	$1.195229485290495 \times 10^4$	A (V/m)	$1.195229485290495 \times 10^4$
PPUL	P (nW/nm ²)	0.31642677576226	P (nW/nm ²)	0.31642677576226
IV	Z (Ω)	3.16028881434272	Z (Ω)	3.16028881434272
PV	v (m/s)	$2.746749678439964 \times 10^7$	v (m/s)	$2.746749678439964 \times 10^7$
EME	m^* (kg)	$6.129109001012260 \times 10^{-32}$	m^*	$6.129109001012260 \times 10^{-32}$
EEV	E_1 (eV)	114.0725396948354	E_1 (eV)	114.0725396948354
BPE	V_o (eV)	25941745.18233497	V_o (eV)	25941745.18233497
AE	r	0.00209697010658	r	0.00209697010658
AE	b	0.00209658616917	b	0.00209658616917
Zeta_{TM}	ζ_{TM}	0.00209696549611	ζ_{TM}	0.00209696549611
Eta_{TM}	η_{TM}	$4.396465630771056 \times 10^{-6}$	η_{TM}	$4.396465630771056 \times 10^{-6}$

References

- [1] M. Temiz, "The Effects of Some Parameters of the Propagation Constant for Heterojunction Constructions on the Optical Modes", *Laser Physics*, Volume 11, No. 3, pp.297-305, 2001.
- [2] M. Temiz, "Impacts on the Confinement Factor of the Propagation Constants of Optical Fields in some Semiconductor Devices", *Laser Physics*, Volume 12, No. 7, pp.989-1006, 2002.
- [3] M. Temiz, "The Review of Electromagnetic Fields and Powers in terms of Normalized Propagation Constant on the Optical Mode Inside Waveguide on the Heterojunction Constructions", *Laser Physics*, Volume 13, No. 9, p.1123-1137, 2003.
- [4] P. Bhattacharya, *Semiconductor Optoelectronic Devices*, Prentice Hall, 1998..
- [5] A. Selvarajan and T. Srinivas, "Optical Amplification and Photoresistivity in Solgel Based Waveguides", *Journal of Quantum Electronics*, Vol.37, No.9, 1120, 2001.
- [6] G. Paiano and M.Pellicoro, "Propagation Constant of Weakly Guiding Optical Fibers: A New Eigenvalue Condition", *Journal of Lightwave Technology*, Vol.19, No.10, 1992, 2001.
- [7] M. Temiz, Ö.Ö. Karakılınç, and M. Ünal, "A novel Theoretical Procedure to Detemine Absorption and Gain Coefficients in a Symmetric Single Step-Index Quantum Well Laser", *Turkish Journal of Electrical Engineering and Computer Sciences (ELEKTRİK)*, Vol.16, No. 1, 2008.
- [8] M. Temiz, M. Ünal, Ö.Ö.Karakılınç, "Basamak Kırılma İndisli Yarıiletken Lazer Tasarımında Düzlem Dalga Metodu", *Anadolu Üniversitesi, Bilim ve Teknoloji Dergisi*, Cilt 9, Sayı 1, 105-122, 2008.